



US00D709569S

(12) **United States Design Patent**  
**Curtis et al.**

(10) **Patent No.:** **US D709,569 S**

(45) **Date of Patent:** **\*\* Jul. 22, 2014**

(54) **GOLF CLUB HEAD**

D445,471 S \* 7/2001 Besnard et al. .... D21/752  
D491,993 S \* 6/2004 Kusumoto et al. .... D21/759  
D671,606 S \* 11/2012 Lin ..... D21/759

(71) Applicants: **Andrew Curtis**, Solana Beach, CA  
(US); **Steven M. Mitzel**, Carlsbad, CA  
(US)

\* cited by examiner

(72) Inventors: **Andrew Curtis**, Solana Beach, CA  
(US); **Steven M. Mitzel**, Carlsbad, CA  
(US)

*Primary Examiner* — Mitchell Siegel  
(74) *Attorney, Agent, or Firm* — Mark S. Leonardo; Brown  
Rudnick LLP

(73) Assignee: **Cobra Golf Incorporated**, Carlsbad,  
CA (US)

(57) **CLAIM**  
The ornamental design for a golf club head, as shown and  
described.

(\*\*) Term: **14 Years**

**DESCRIPTION**

(21) Appl. No.: **29/451,947**

FIG. 1 illustrates a top side perspective view of a golf club  
head employing an ornamental design in accordance with the  
present invention;

(22) Filed: **Apr. 10, 2013**

FIG. 2 illustrates a front side view of the golf club head of  
FIG. 1;

(51) **LOC (10) Cl.** ..... **21-02**

FIG. 3 illustrates a back side view of the golf club head of  
FIG. 1;

(52) **U.S. Cl.**

USPC ..... **D21/759**

FIG. 4 illustrates a left side view of the golf club head of  
FIG. 1;

(58) **Field of Classification Search**

USPC ..... D21/733, 752, 759; 473/324–331,  
473/343–346

FIG. 5 illustrates a right side view of the golf club head of  
FIG. 1;

See application file for complete search history.

FIG. 6 illustrates a top side view of the golf club head of  
FIG. 1; and,

(56) **References Cited**

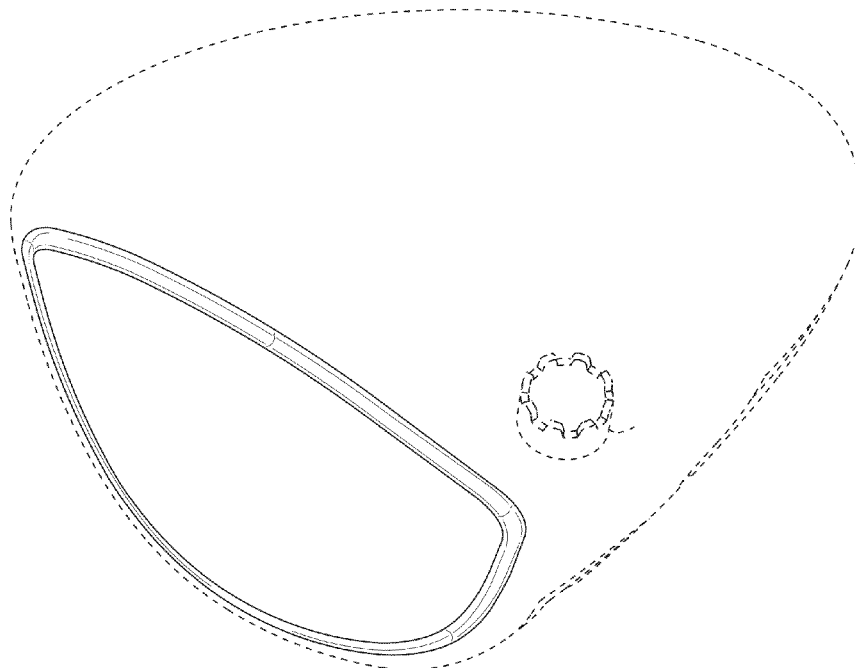
**U.S. PATENT DOCUMENTS**

D366,682 S \* 1/1996 Antonious ..... D21/752  
D375,130 S \* 10/1996 Hlinka et al. .... D21/752

FIG. 7 illustrates a bottom side view of the golf club head of  
FIG. 1.

All features illustrated in phantom line are expressly dis-  
claimed and form no part of the claimed design.

**1 Claim, 5 Drawing Sheets**



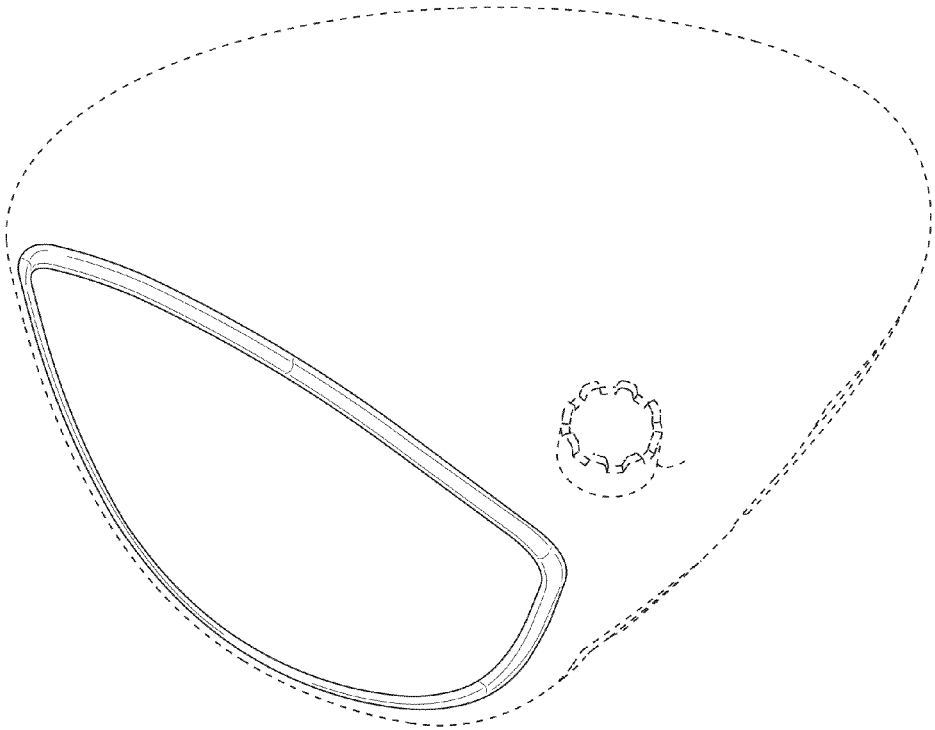


FIG. 1

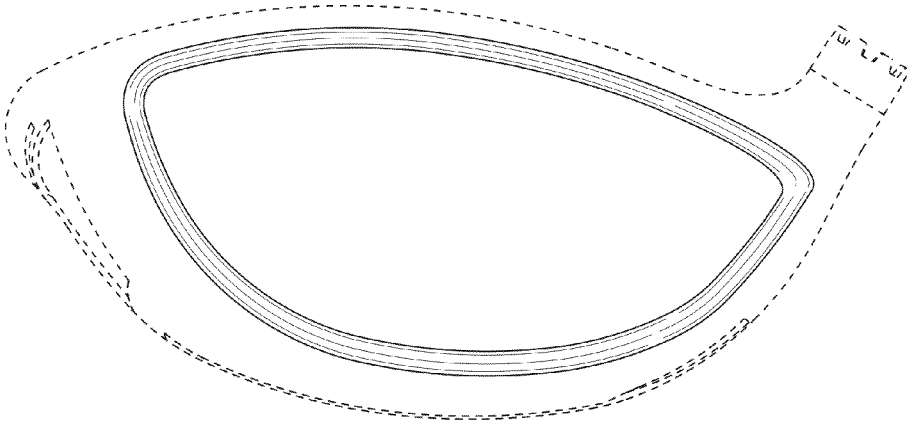


FIG. 2

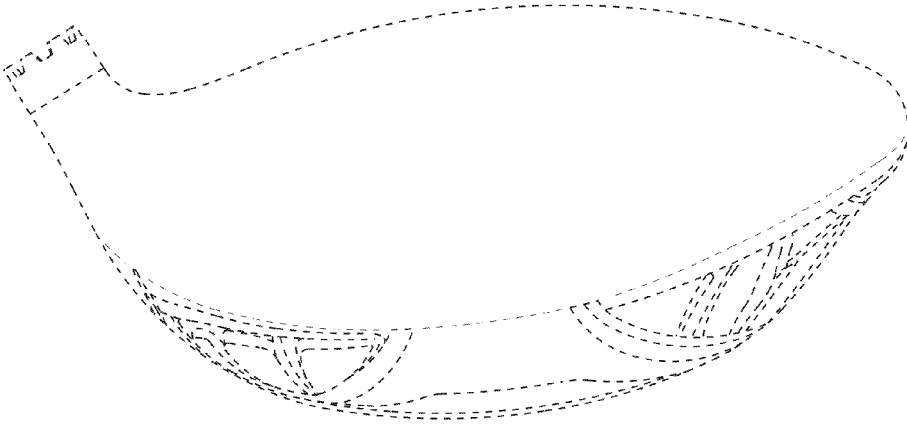


FIG. 3

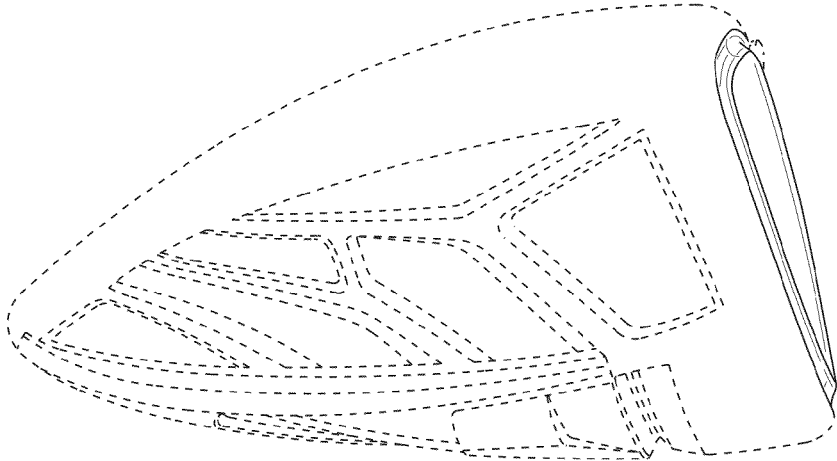


FIG. 4

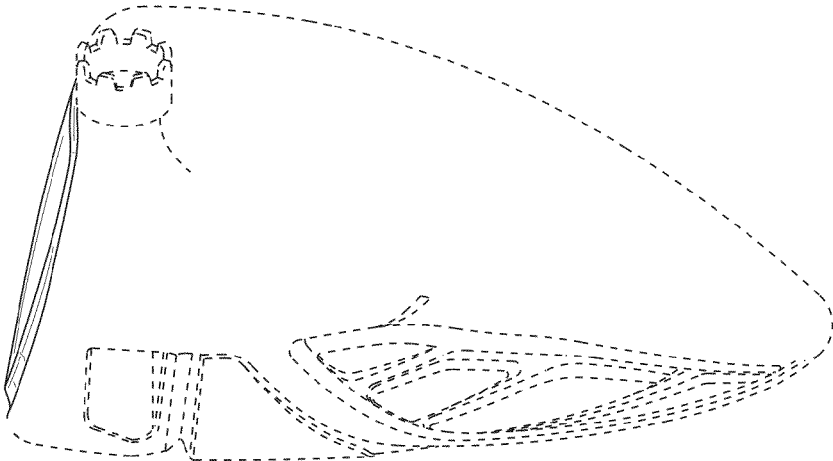


FIG. 5

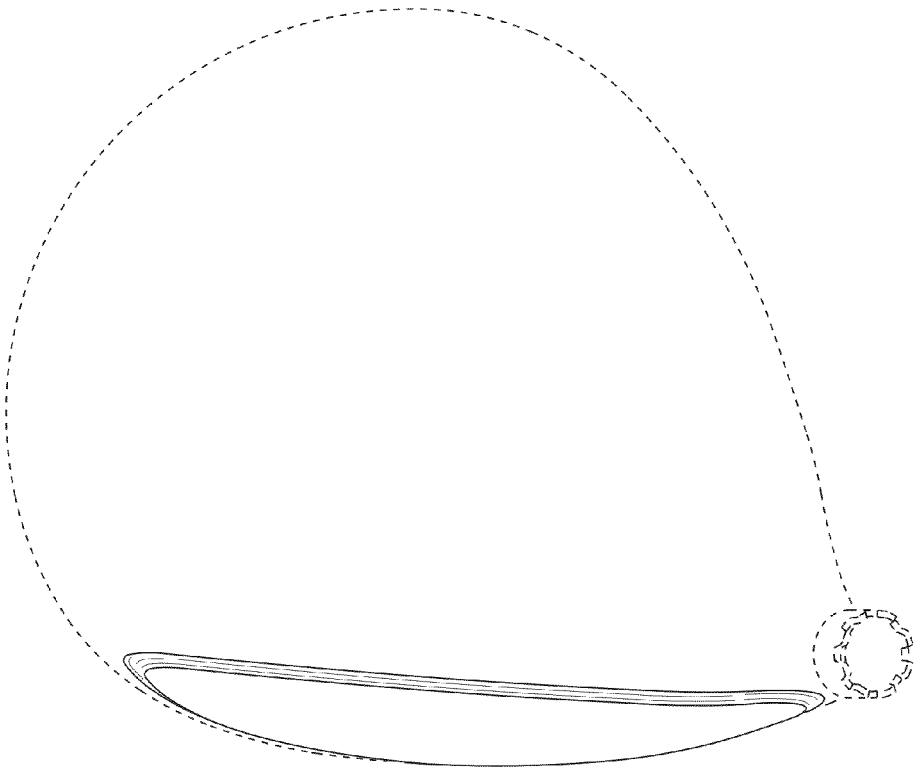


FIG. 6

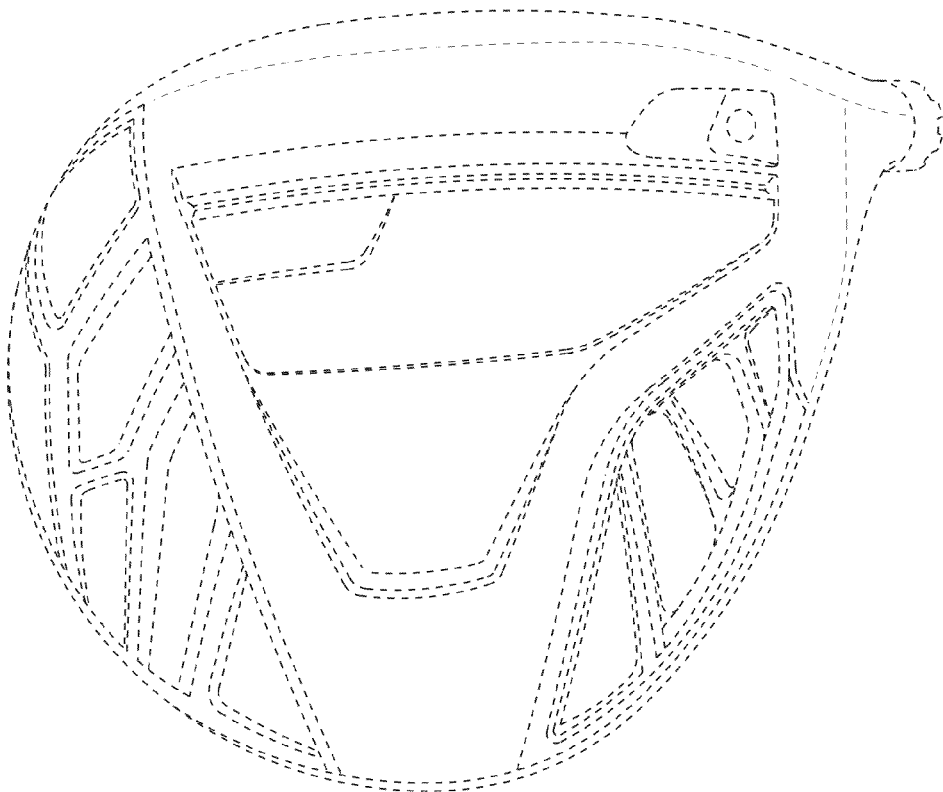


FIG. 7