



US00D709568S

(12) **United States Design Patent**
Breier et al.

(10) **Patent No.:** **US D709,568 S**

(45) **Date of Patent:** **** Jul. 22, 2014**

(54) **GOLF CLUB HEAD**

D445,471 S * 7/2001 Besnard et al. D21/752
D491,993 S * 6/2004 Kusumoto et al. D21/759
D671,606 S * 11/2012 Lin D21/759

(71) Applicants: **Joshua G. Breier**, Vista, CA (US);
Andrew Curtis, Solana Beach, CA
(US); **Steven M. Mitzel**, Carlsbad, CA
(US)

* cited by examiner

(72) Inventors: **Joshua G. Breier**, Vista, CA (US);
Andrew Curtis, Solana Beach, CA
(US); **Steven M. Mitzel**, Carlsbad, CA
(US)

Primary Examiner — Mitchell Siegel

(74) *Attorney, Agent, or Firm* — Mark S. Leonardo; Brown
Rudnick LLP

(73) Assignee: **Cobra Golf Incorporated**, Carlsbad,
CA (US)

(57) **CLAIM**

The ornamental design for a golf club head, as shown and
described.

(**) Term: **14 Years**

DESCRIPTION

(21) Appl. No.: **29/451,945**

FIG. 1 illustrates a top side perspective view of a golf club
head employing an ornamental design in accordance with the
present invention;

(22) Filed: **Apr. 10, 2013**

FIG. 2 illustrates a front side view of the golf club head of
FIG. 1;

(51) **LOC (10) Cl.** **21-02**

FIG. 3 illustrates a back side view of the golf club head of
FIG. 1;

(52) **U.S. Cl.**

USPC **D21/759**

FIG. 4 illustrates a left side view of the golf club head of
FIG. 1;

(58) **Field of Classification Search**

USPC D21/733, 752, 759; 473/324–331,
473/343–346

FIG. 5 illustrates a right side view of the golf club head of
FIG. 1;

See application file for complete search history.

FIG. 6 illustrates a top side view of the golf club head of
FIG. 1; and,

(56) **References Cited**

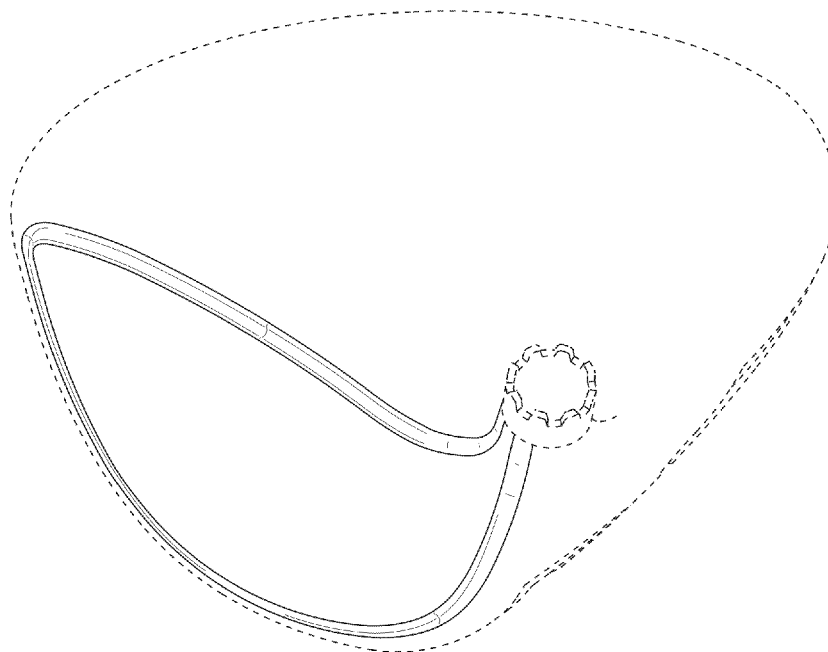
FIG. 7 illustrates a bottom side view of the golf club head of
FIG. 1.

U.S. PATENT DOCUMENTS

D366,682 S * 1/1996 Antonious D21/752
D375,130 S * 10/1996 Hlinka et al. D21/752

All features illustrated in phantom line are expressly dis-
claimed and form no part of the claimed design.

1 Claim, 5 Drawing Sheets



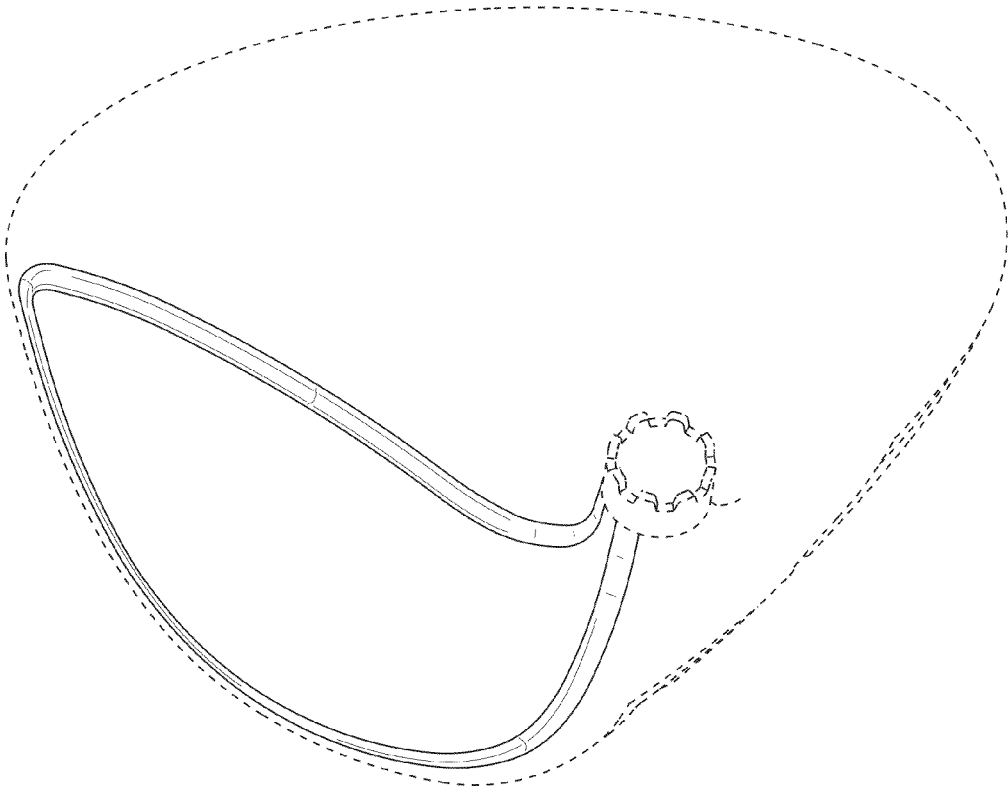


FIG. 1

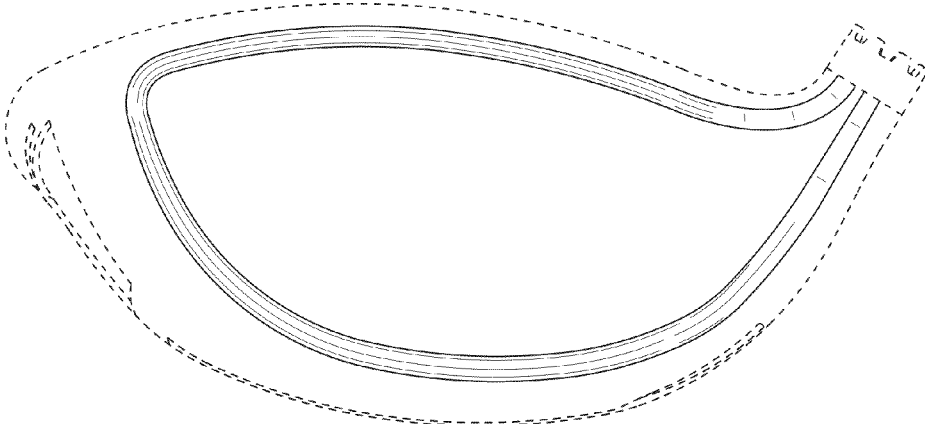


FIG. 2

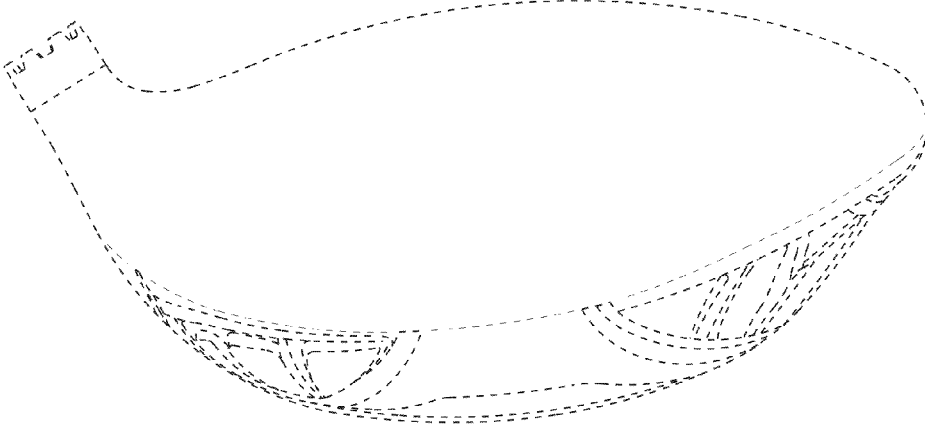


FIG. 3

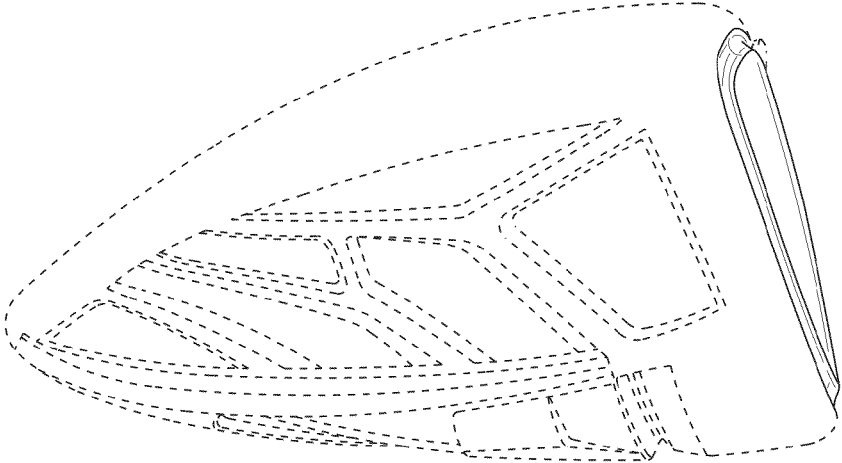


FIG. 4

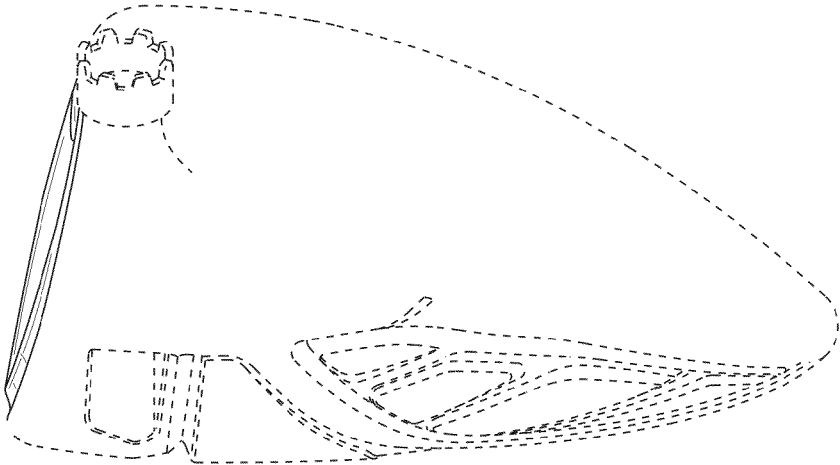


FIG. 5




FIG. 6

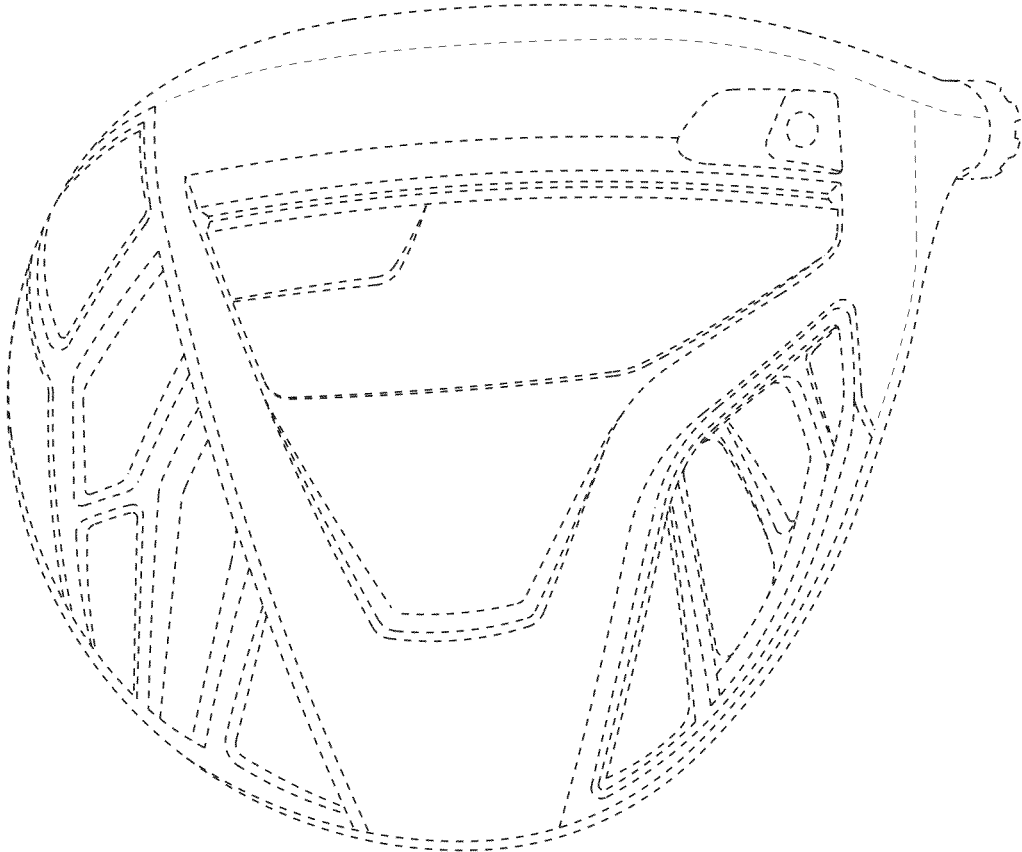


FIG. 7