



US00D707766S

(12) **United States Design Patent**
Wolfe et al.

(10) **Patent No.:** **US D707,766 S**

(45) **Date of Patent:** **** Jun. 24, 2014**

(54) **IRON GOLF CLUB HEAD**

(71) Applicant: **Acushnet Company**, Fairhaven, MA (US)

(72) Inventors: **Kevin Wolfe**, San Marcos, CA (US);
Yu-Jin Song, San Marcos, CA (US)

(73) Assignee: **Acushnet Company**, Fairhaven, MA (US)

(**) Term: **14 Years**

(21) Appl. No.: **29/453,943**

(22) Filed: **May 3, 2013**

(51) **LOC (10) Cl.** **21-02**

(52) **U.S. Cl.**
USPC **D21/747**

(58) **Field of Classification Search**
USPC D21/747-751, 759; 473/324-331, 350
See application file for complete search history.

(56) **References Cited**

U.S. PATENT DOCUMENTS

D566,803 S * 4/2008 Foster et al. D21/747
D659,214 S * 5/2012 Oldknow et al. D21/759

D669,947 S * 10/2012 Kim et al. D21/747
D680,603 S * 4/2013 Nicolette et al. D21/749
D682,960 S * 5/2013 Voshall et al. D21/747
D682,961 S * 5/2013 Llewellyn et al. D21/747

* cited by examiner

Primary Examiner — Mitchell Siegel

(74) *Attorney, Agent, or Firm* — Randy K. Chang

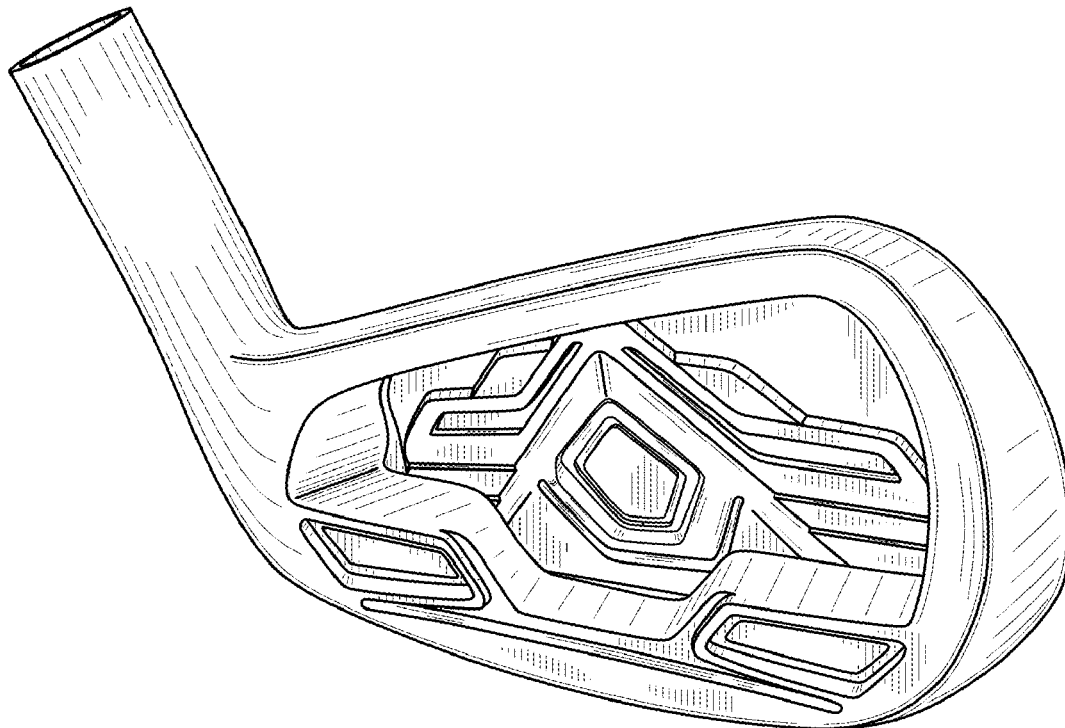
(57) **CLAIM**

The ornamental design for a design for an iron golf club head, as shown and described.

DESCRIPTION

FIG. 1 is a top back perspective view of our new iron golf club head;
FIG. 2 is a back view thereof;
FIG. 3 is a top view thereof;
FIG. 4 is a bottom view thereof;
FIG. 5 is a front view thereof
FIG. 6 is a heel side view thereof;
FIG. 7 is a toe side view thereof; and,
FIG. 8 is a cross-sectional view taken along line 8-8 of FIG. 2.
The portion of the iron shown in phantom does not form any portion of the present invention.

1 Claim, 3 Drawing Sheets



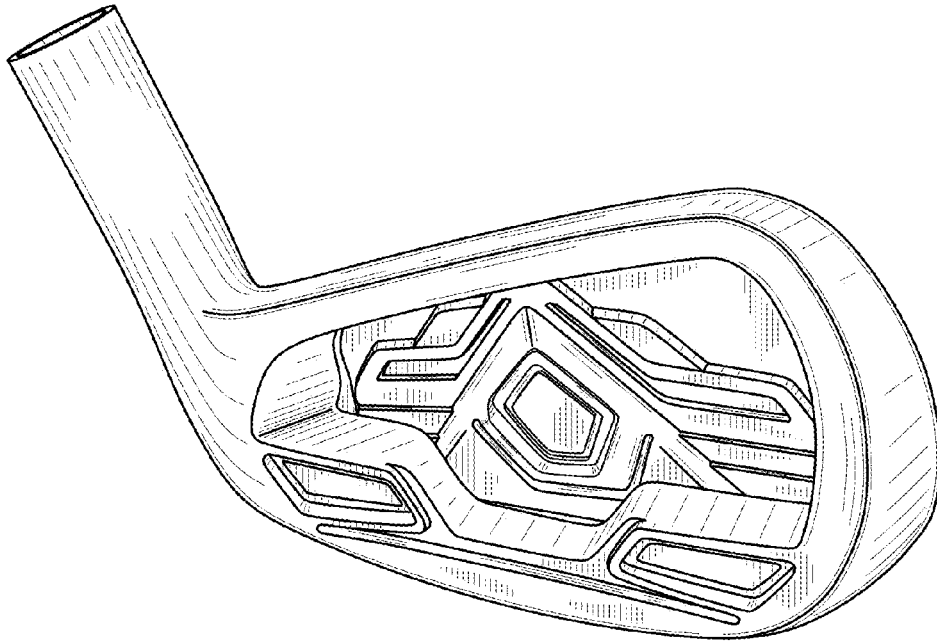


FIG. 1

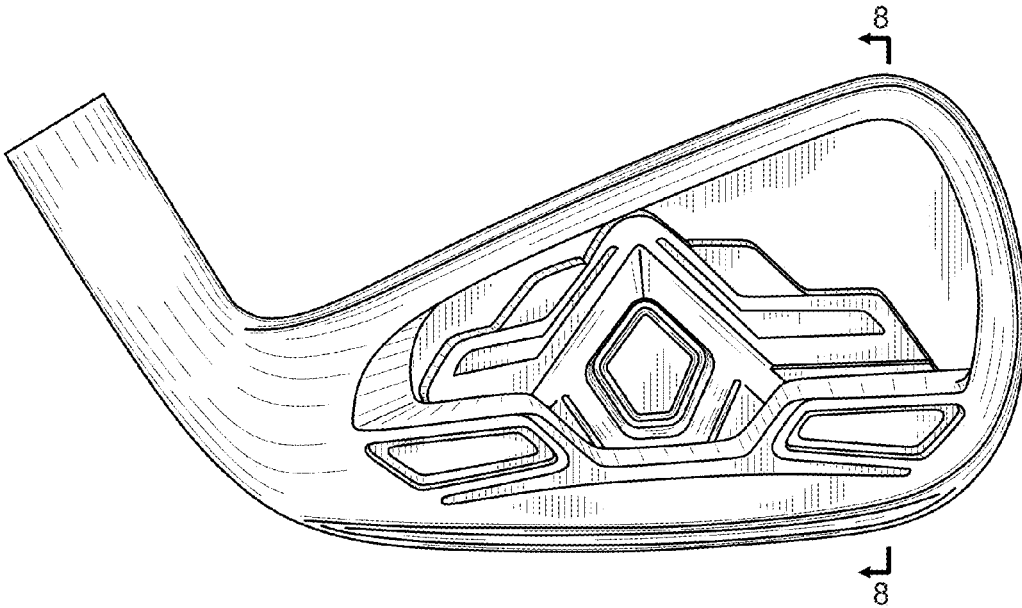


FIG. 2

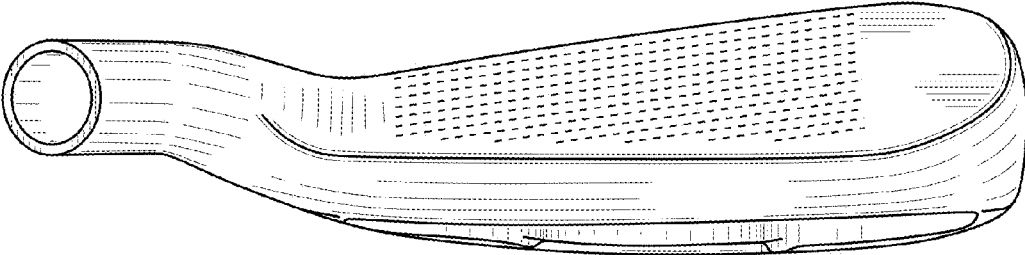


FIG. 3

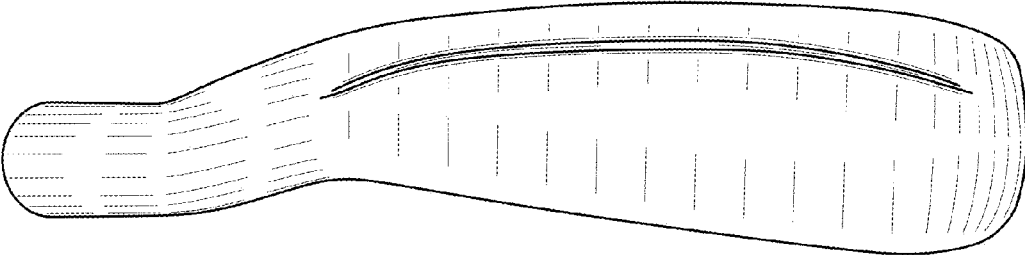


FIG. 4




FIG. 5

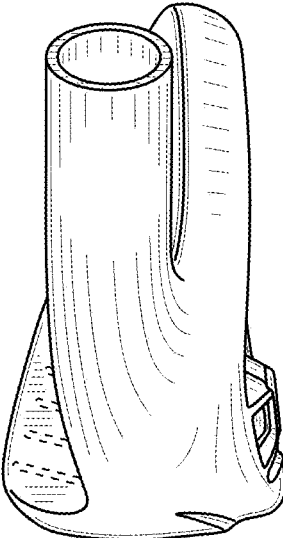


FIG. 6

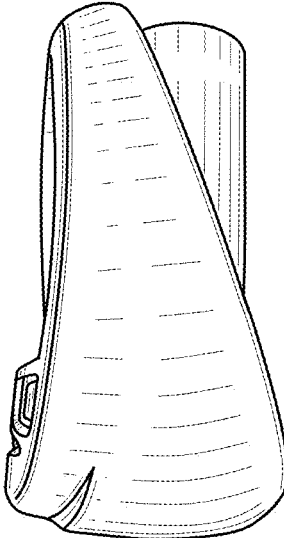


FIG. 7

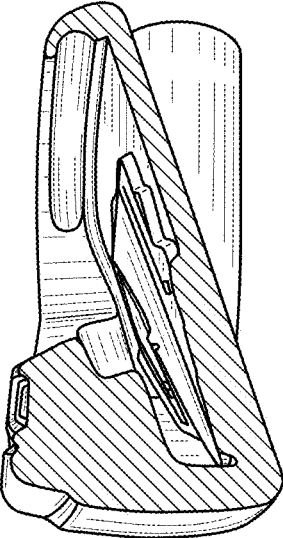


FIG. 8