



US00D682376S

(12) **United States Design Patent**
Oliveiro et al.

(10) **Patent No.:** **US D682,376 S**

(45) **Date of Patent:** **** May 14, 2013**

(54) **GOLF CLUB HEAD**

(75) Inventors: **Austin B. Oliveiro**, San Marcos, CA (US); **Douglas E. Roberts**, Carlsbad, CA (US); **Thomas C. Morris**, Carlsbad, CA (US)

(73) Assignee: **Cobra Golf Incorporated**, Carlsbad, CA (US)

(**) Term: **14 Years**

(21) Appl. No.: **29/423,530**

(22) Filed: **Jun. 1, 2012**

(51) **LOC (9) Cl.** **21-02**

(52) **U.S. Cl.**
USPC **D21/736**

(58) **Field of Classification Search** D21/736-746;
473/324-331, 251-256, 340-341
See application file for complete search history.

(56) **References Cited**

U.S. PATENT DOCUMENTS

D275,981 S *	10/1984	Duclos	D21/746
D313,449 S *	1/1991	Shearer	D21/743
D313,451 S *	1/1991	Shearer	D21/743
D335,315 S *	5/1993	Shearer	D21/743
D623,709 S *	9/2010	Serrano et al.	D21/736
D650,455 S *	12/2011	Serrano et al.	D21/743

* cited by examiner

Primary Examiner — Mitchell Siegel

(74) *Attorney, Agent, or Firm* — Mark S. Leonardo; Brown Rudnick LLP

(57) **CLAIM**

The ornamental design for a golf club head, as shown and described.

DESCRIPTION

FIG. 1 illustrates a front side perspective view of a golf club head employing an ornamental design in accordance with the present invention;

FIG. 2 illustrates a back side perspective view of the golf club head of FIG. 1;

FIG. 3 illustrates a top side view of the golf club head of FIG. 1;

FIG. 4 illustrates a bottom side view of the golf club head of FIG. 1;

FIG. 5 illustrates a front side view of the golf club head of FIG. 1;

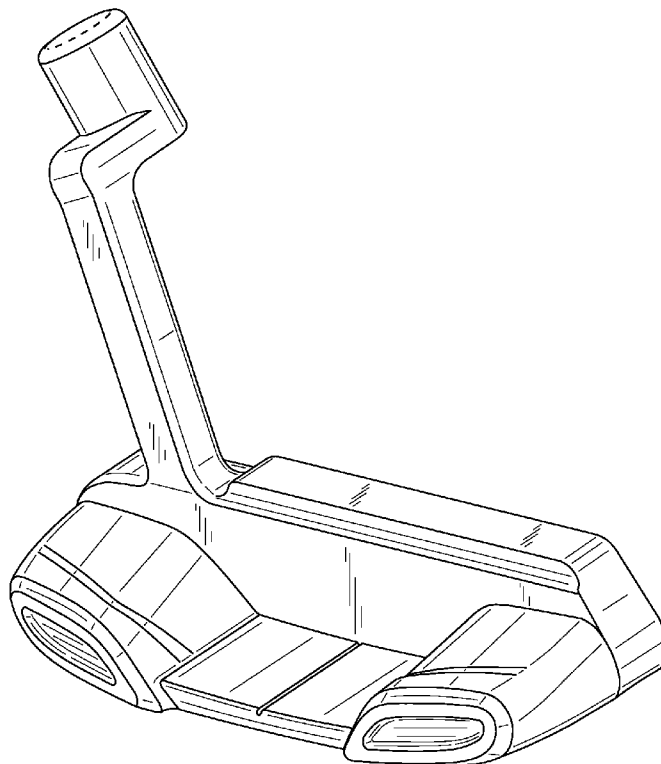
FIG. 6 illustrates a back side view of the golf club head of FIG. 1;

FIG. 7 illustrates a left side view of the golf club head of FIG. 1; and,

FIG. 8 illustrates a right side view of the golf club head of FIG. 1.

All features illustrated in phantom line are expressly disclaimed and form no part of the claimed design.

1 Claim, 7 Drawing Sheets



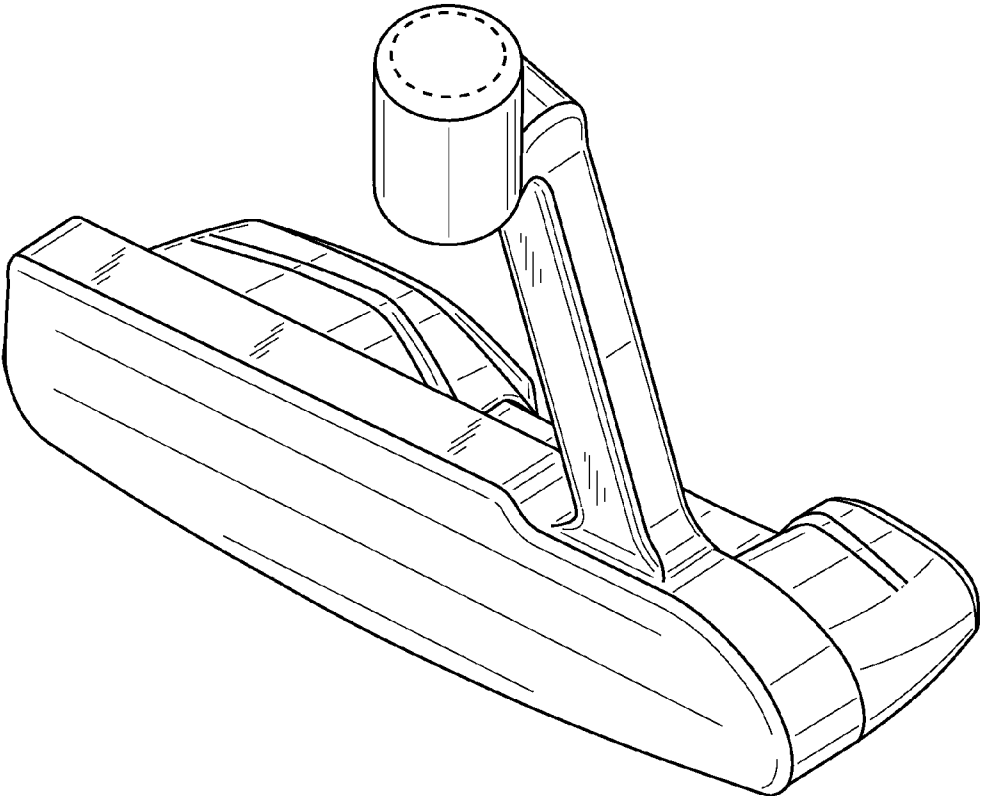


FIG.1

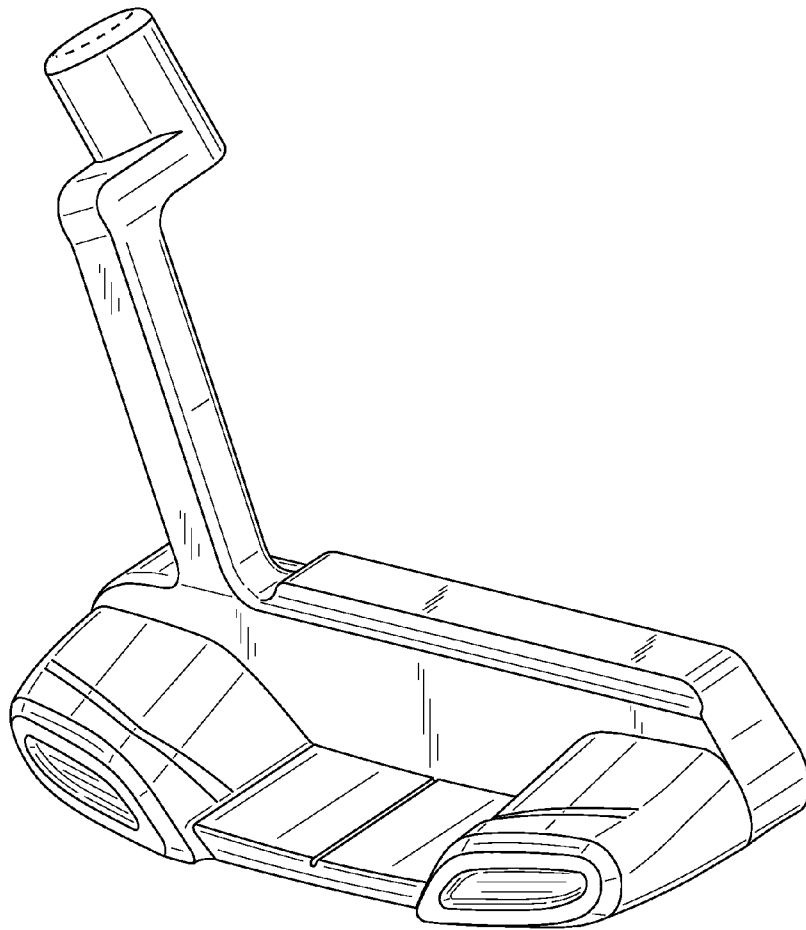


FIG. 2

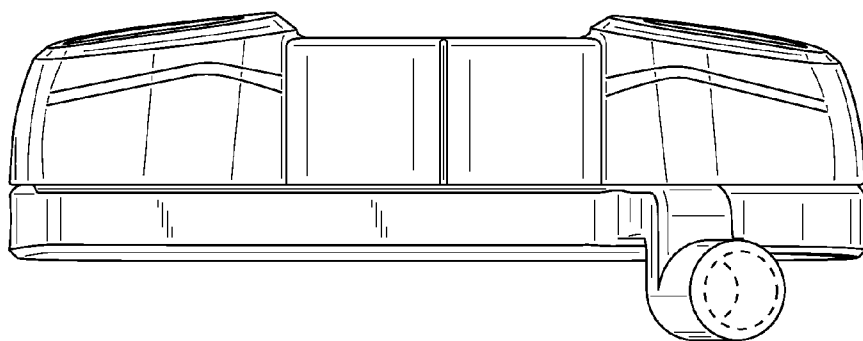


FIG.3

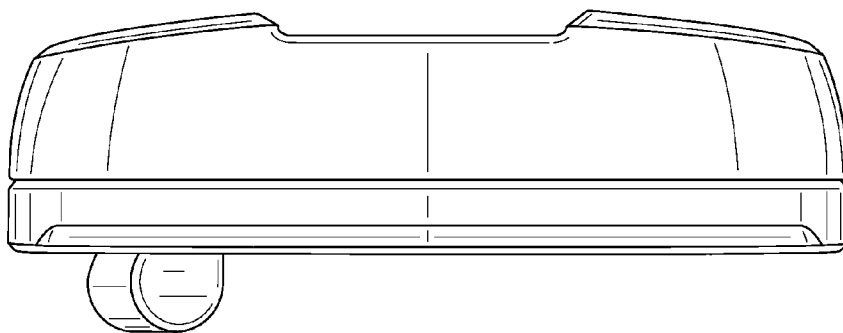


FIG. 4

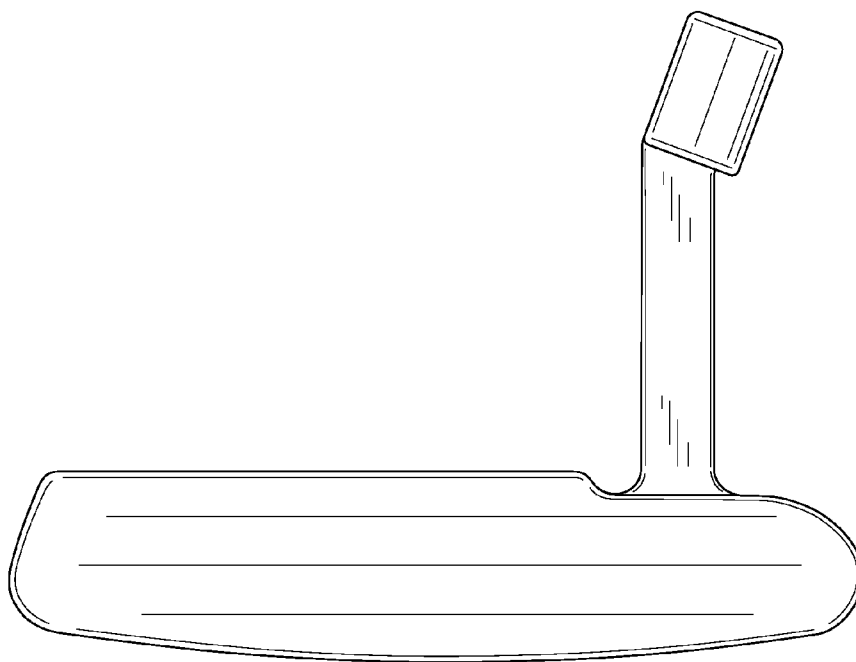


FIG. 5

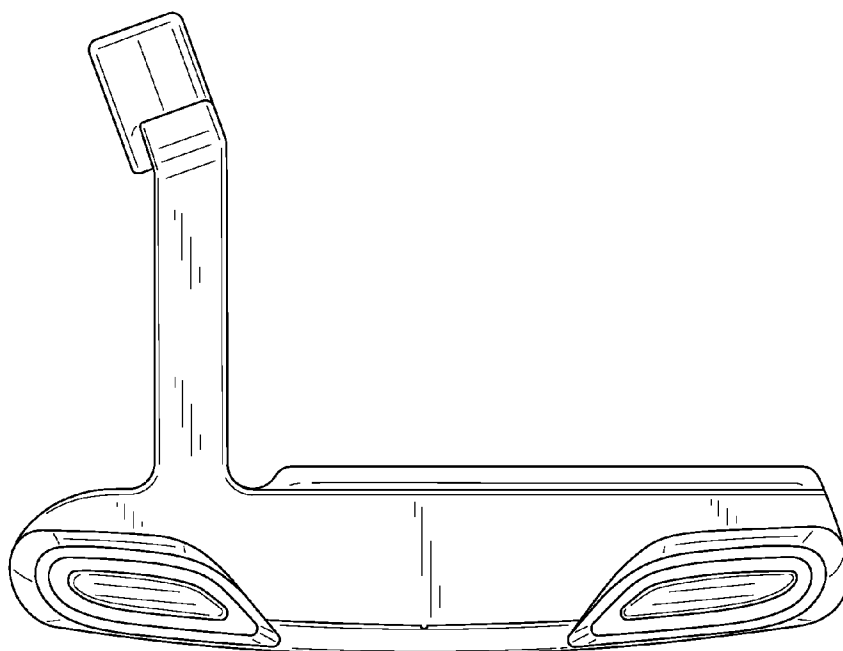


FIG.6

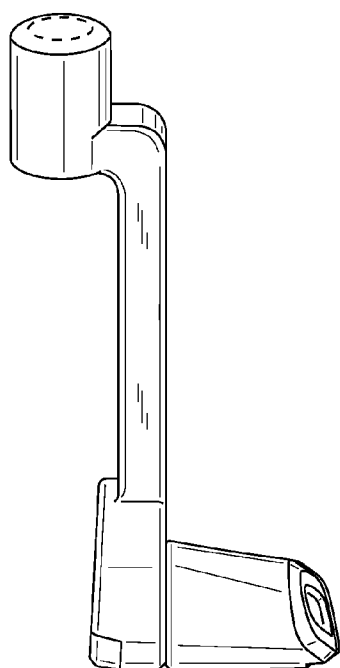


FIG. 7




FIG. 8