



US00D667907S

(12) **United States Design Patent**
Engel et al.

(10) **Patent No.:** **US D667,907 S**

(45) **Date of Patent:** **** Sep. 25, 2012**

(54) **GOLF CLUB HEAD**

(75) Inventors: **Christopher G. Engel**, Laguna Beach, CA (US); **Stephanie Bezilla**, Carlsbad, CA (US); **Stephen S. Murphy**, Carlsbad, CA (US)

(73) Assignee: **Acushnet Company**, Fairhaven, MA (US)

(**) Term: **14 Years**

(21) Appl. No.: **29/409,228**

(22) Filed: **Dec. 21, 2011**

(51) **LOC (9) Cl.** **21-02**

(52) **U.S. Cl.** **D21/752**

(58) **Field of Classification Search** D21/733, D21/752, 759; 473/324–331, 343–346

See application file for complete search history.

(56) **References Cited**

U.S. PATENT DOCUMENTS

D580,504 S	*	11/2008	Bosilkovski et al.	D21/752
D605,715 S	*	12/2009	Barez et al.	D21/752
D606,145 S	*	12/2009	Kim et al.	D21/752
D619,182 S	*	7/2010	Foster et al.	D21/752

D631,111 S	*	1/2011	Bennett et al.	D21/752
D647,584 S	*	10/2011	Foster	D21/752
D656,210 S	*	3/2012	Foster	D21/752
D656,211 S	*	3/2012	Foster	D21/752

* cited by examiner

Primary Examiner — Mitchell Siegel

(74) *Attorney, Agent, or Firm* — Kristin D. Wheeler

(57) **CLAIM**

The ornamental design for a golf club head, as shown and described.

DESCRIPTION

FIG. 1 is a sole, heel side perspective view of a new design for a golf club head;

FIG. 2 is a back view thereof;

FIG. 3 is a top view thereof;

FIG. 4 is a bottom view thereof;

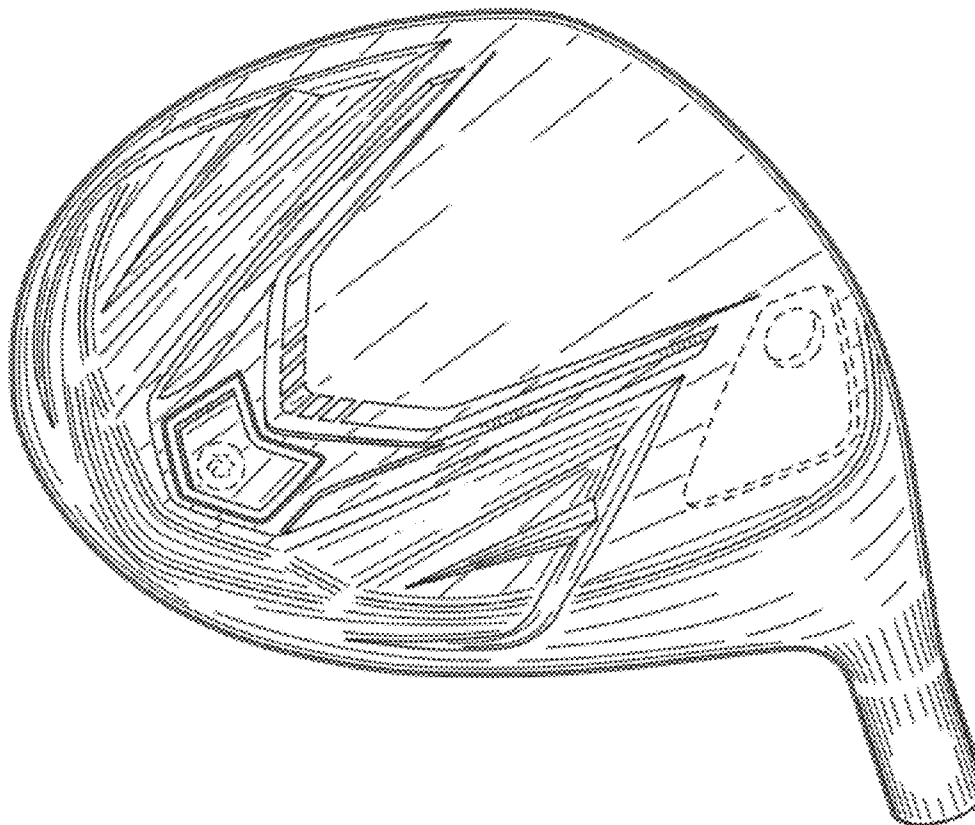
FIG. 5 is a front view thereof;

FIG. 6 is a heel side view thereof; and,

FIG. 7 is a toe side view thereof.

The portions of the club head shown in phantom are for illustrative purposes only and do not form any portion of the claimed design.

1 Claim, 4 Drawing Sheets



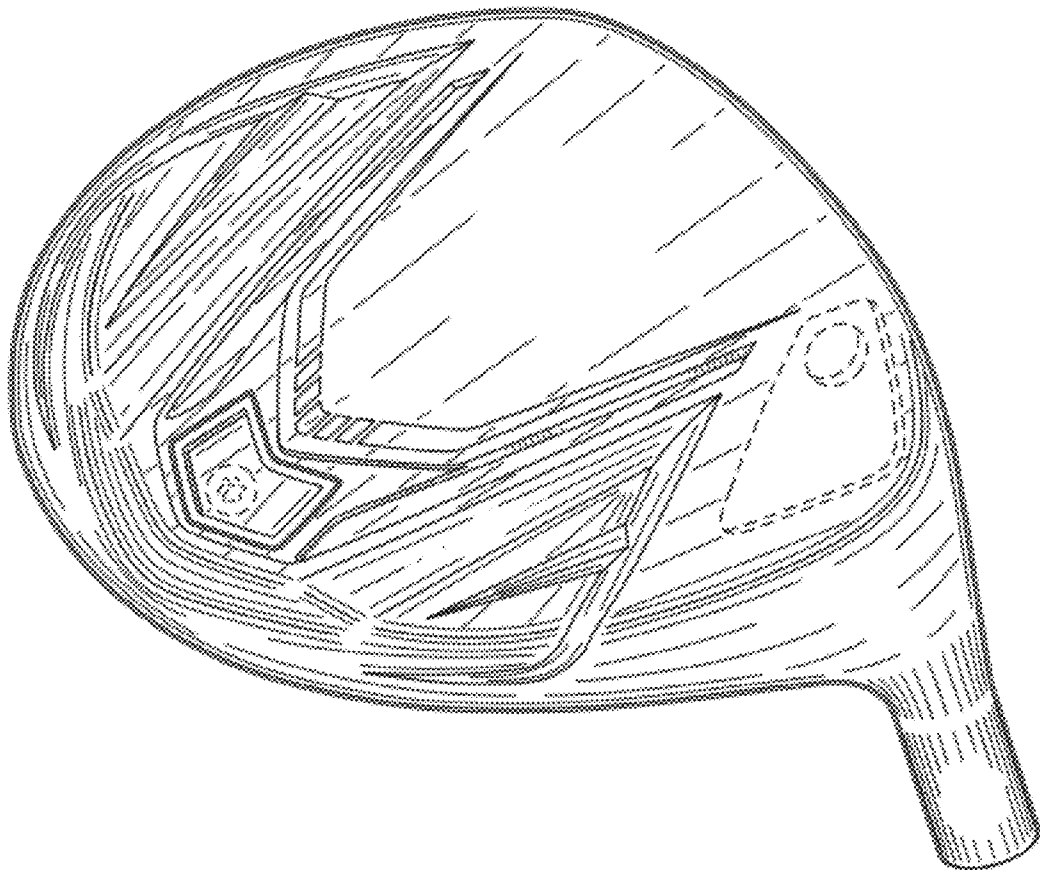


FIG. 1

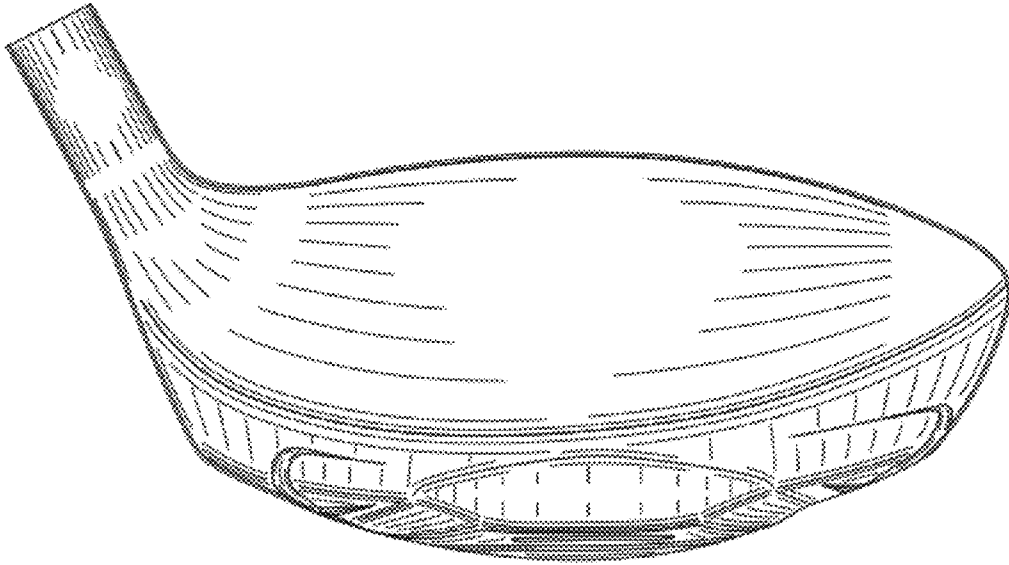


FIG. 2

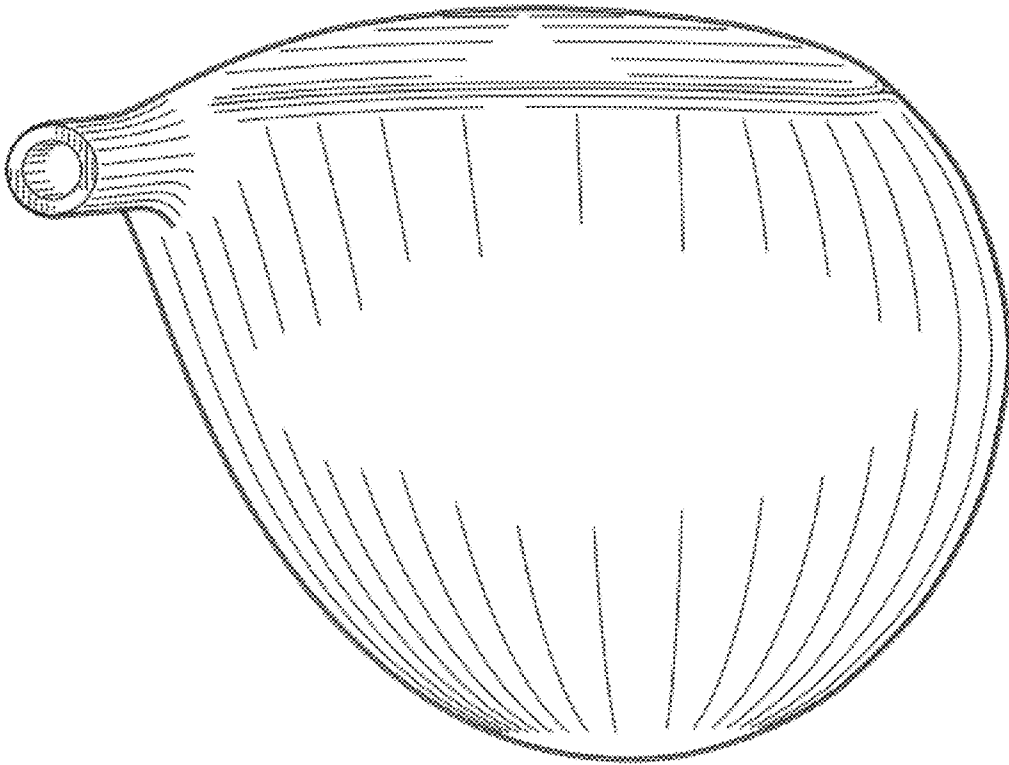


FIG. 3

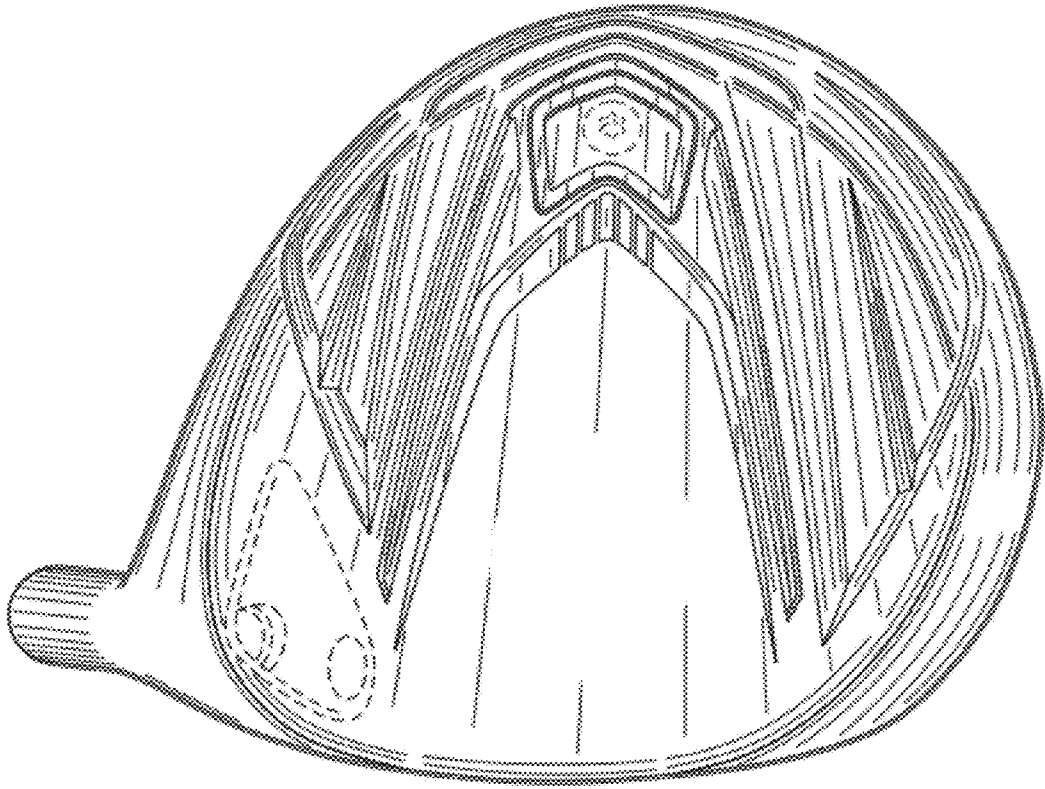


FIG. 4

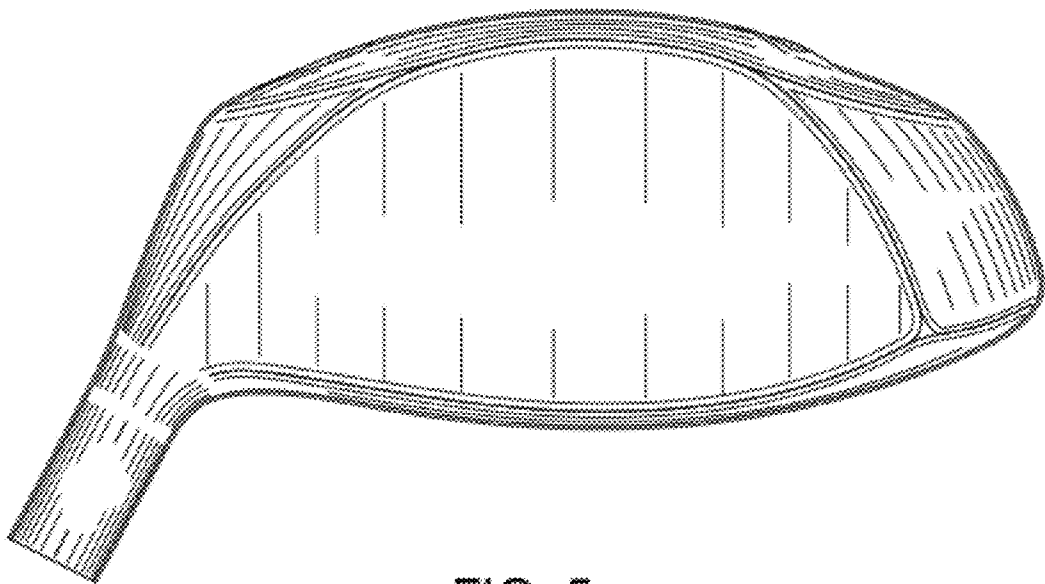


FIG. 5

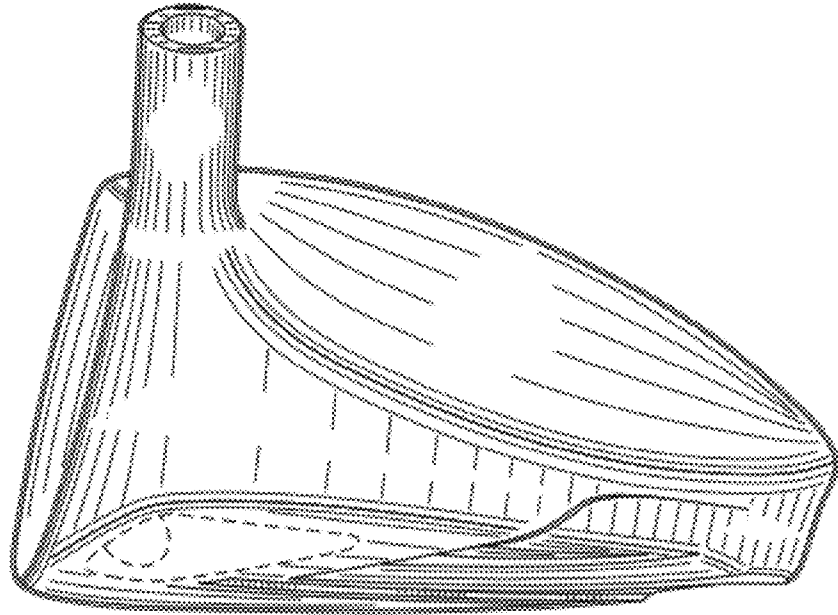


FIG. 6




FIG. 7