



US 20120079748A1

(19) **United States**

(12) **Patent Application Publication  
BLOCK**

(10) **Pub. No.: US 2012/0079748 A1**

(43) **Pub. Date: Apr. 5, 2012**

(54) **COVER FOR GOLF SHOES**

**Publication Classification**

(76) **Inventor:** **BRIAN FRANCIS BLOCK**, Egg Harbor Township, NJ (US)

(51) **Int. Cl.**  
*A43B 23/00* (2006.01)  
*A43D 11/00* (2006.01)

(21) **Appl. No.:** **13/204,512**

(52) **U.S. Cl. .... 36/72 R; 12/142 K**

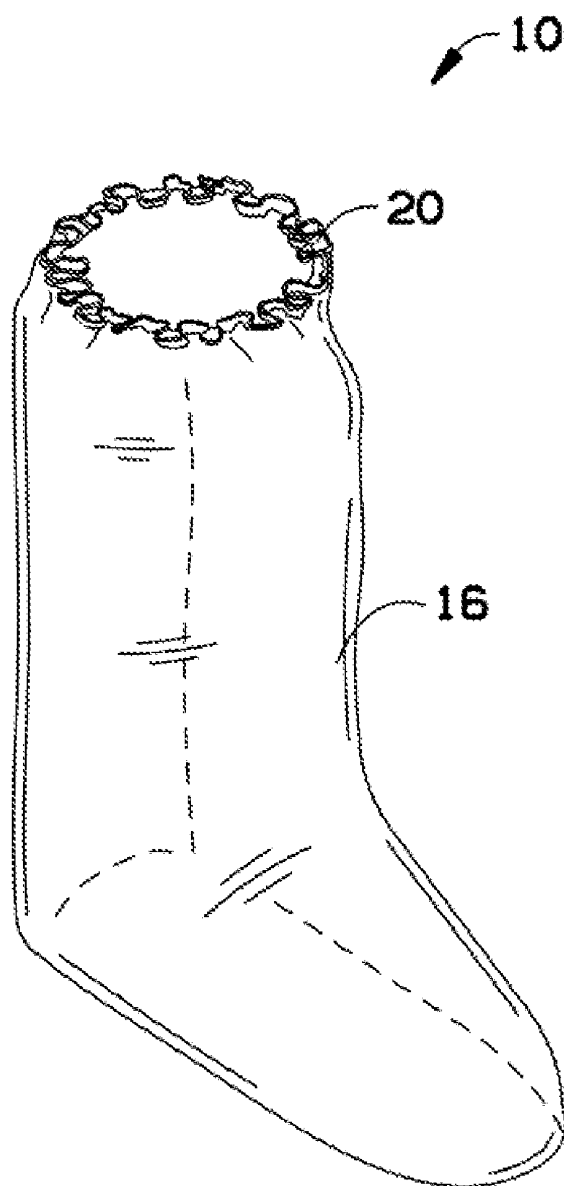
(22) **Filed:** **Aug. 5, 2011**

(57) **ABSTRACT**

**Related U.S. Application Data**

(60) Provisional application No. 61/404,217, filed on Sep. 30, 2010.

A covering for a golf shoe may include a covering in the shape of a golf shoe and a user's lower leg configured to cover a golf shoe and may include a band configured to tighten the covering over a user's golf shoe and lower leg.



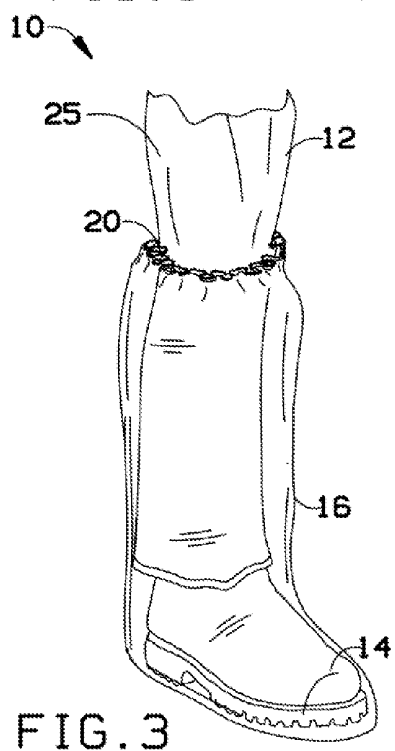
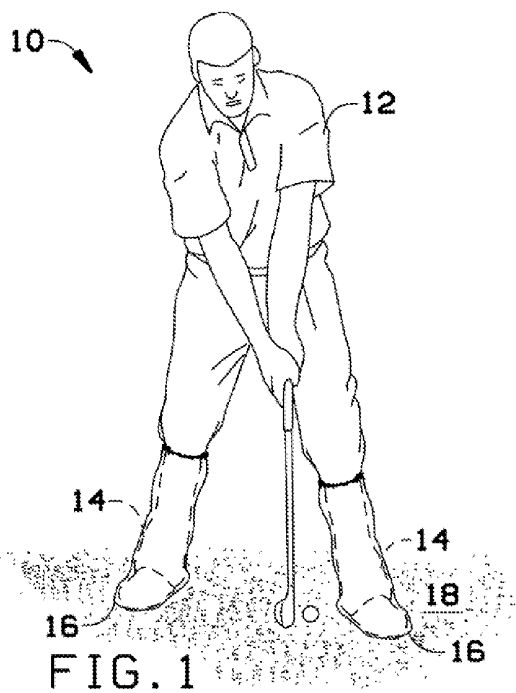


FIG. 2

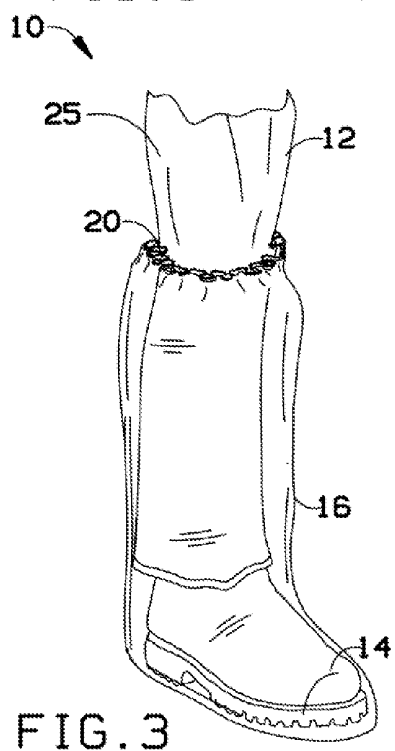


FIG. 3

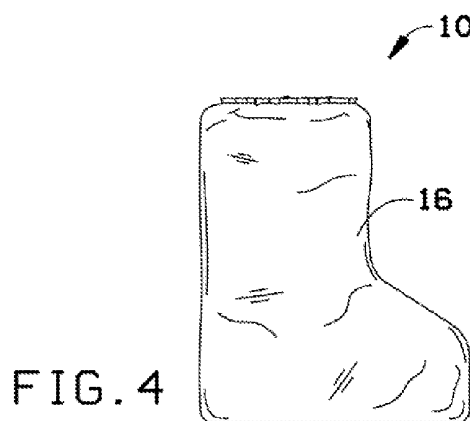


FIG. 4

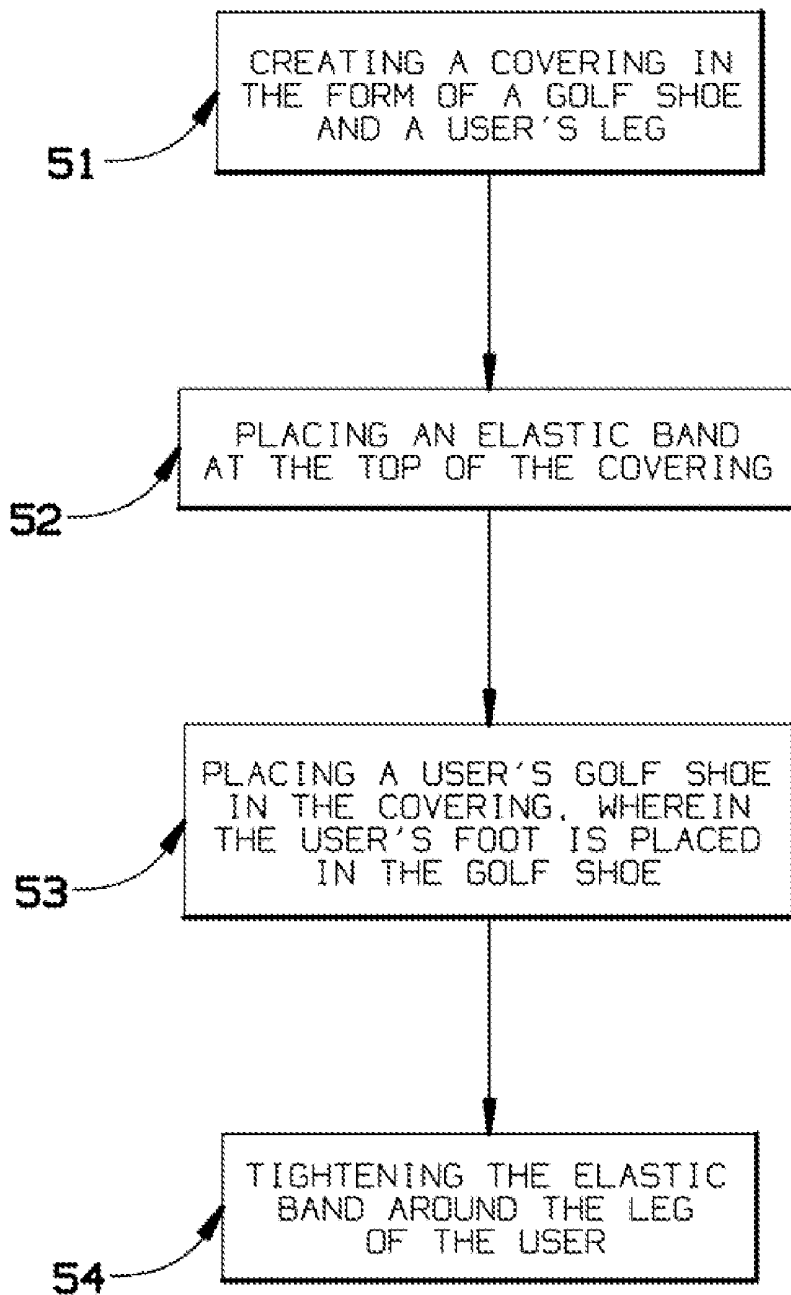
50

FIG. 5

## COVER FOR GOLF SHOES

### CROSS-REFERENCE TO RELATED APPLICATIONS

[0001] This application claims priority to provisional application 61/404,217 filed Sep. 30, 2010.

### BACKGROUND OF THE INVENTION

[0002] The present invention generally relates to golf shoe covers, and more particularly, to golf shoe covers for use when hitting a golf ball out of a hazard.

[0003] Currently golfers may get wet when hitting out of the hazard. Golfers may remove their shoes and socks to hit the ball out of the hazard, slowing down speed of play substantially.

[0004] As can be seen, there is a need for a cover for golf shoes for hitting the ball out of a hazard without getting the user's shoes and slacks wet.

### SUMMARY OF THE INVENTION

[0005] In one aspect of the present invention, a golf shoe cover comprises a covering configured to cover a golf shoe and slacks, wherein the covering has the shape of a user's golf shoe and leg; and a band configured to tighten the covering over a leg of a user.

[0006] In another aspect of the present invention, a method comprises creating a covering in the form of a golf shoe and a user's leg; placing an elastic band at the top of the covering; placing a user's golf shoe and leg in the covering, wherein a user's foot is placed in the golf shoe.

[0007] These and other features, aspects and advantages of the present invention will become better understood with reference to the following drawings, description and claims.

### BRIEF DESCRIPTION OF THE DRAWINGS

[0008] FIG. 1 is a perspective view of an exemplary embodiment of the invention showing a golf shoe cover in use;

[0009] FIG. 2 is a perspective view of an empty golf shoe cover from FIG. 1;

[0010] FIG. 3 is a close-up perspective view of an exemplary embodiment of the invention showing a golf shoe inserted into the golf cover from FIG. 1;

[0011] FIG. 4 is a side view of an empty golf shoe cover from FIG. 1; and

[0012] FIG. 5 is a flowchart showing a method of creating the golf shoe cover of FIG. 1.

### DETAILED DESCRIPTION OF THE INVENTION

[0013] The following detailed description is of the best currently contemplated modes of carrying out exemplary embodiments of the invention. The description is not to be taken in a limiting sense, but is made merely for the purpose of illustrating the general principles of the invention, since the scope of the invention is best defined by the appended claims.

[0014] Various inventive features are described below that can each be used independently of one another or in combination with other features.

[0015] Broadly, an embodiment of the present invention generally provides a cover for a user's golf shoe and slacks that may cover the user's golf shoes when the user hits a golf ball out of a hazard.

[0016] Now referring to the drawings, there is shown, in FIG. 1 a cover 10 (also shown at 16) that may cover a golf shoe 14. A user 12 may use the cover 10 to protect the user's golf

shoe 14 while the user 12 is in a sand or water hazard 18. As an example, the user 12 may not be required to remove the user's golf shoe 14 and sock when entering a hazard 18 because the cover 10 may protect the user's golf shoe 14. The user 12 may slip the cover 10 over the user's golf shoe 14 prior to entering the hazard 18 on a golf course.

[0017] FIG. 2 shows an empty cover 10 for a golf shoe 14 with respect to the golf shoe cover 10 from FIG. 1. In an exemplary embodiment, the cover 10 may include an elastic band 20 that may tighten over an inserted leg 25 (shown in FIG. 3), and may cover the user's shoe 14 (shown in FIG. 3).

[0018] FIG. 3 shows a close-up view of a golf shoe 14 inserted into the cover 10 (also shown at 16). The elastic band 20 may tighten over the user's lower leg 25.

[0019] FIG. 4 shows a side view of the cover 10 (also shown at 16) for a golf shoe 14. In an exemplary embodiment, the cover 10 may be made of plastic, polyethylene, vinyl or rubber. The cover 10 may be waterproof. The cover 10 may be made in multiple colors. As an example, the cover 10 may be a solid color. The cover 10 in an exemplary embodiment may consist of a coarse material configured to grip the ground. A tie made of plastic or string (not shown) may be used in place of the elastic band 20 to attach the cover 10 to a user's leg (shown in FIG. 3). The cover 10 may be produced, for example, by forming a mold, and then filling the mold with a material such as plastic.

[0020] FIG. 5 shows a flowchart of a method 50 of creating the golf shoe cover 10 shown in FIG. 1-FIG. 4. A step 51 may include creating the covering (golf shoe cover) 10 in the form of a golf shoe 14 and a user's lower leg. A step 52 may include placing an elastic band 20 at the top of the covering (golf shoe cover) 10. For example, the covering may be in the shape of a user's golf shoe and a user's leg 25, such as for example, in the shape of a boot. The covering (golf shoe cover) 10 may flexibly form around the user's golf shoe 14, and lower leg 25. The elastic band 20 may tighten around the user's lower leg 25. A step 53 may include placing a user's golf shoe 14 in the covering (golf shoe cover) 10, while the user's foot is placed in the golf shoe 14. For example, after a golfer 12 hits a golf ball into a hazard 18 such as a shallow pond or muddy area, the user 12 may slip the cover 10 over each of the user's golf shoes 14. The user 12 may then step into the hazard 18 without causing the user's golf shoe 14 to get wet or muddy from the hazard 18. A step 54 may include tightening the elastic band 20 around the leg 25 of the user 12.

[0021] It should be understood, of course, that the foregoing relates to exemplary embodiments of the invention and that modifications may be made without departing from the spirit and scope of the invention as set forth in the following claims.

What is claimed is:

1. A golf shoe cover, comprising:
  - a covering configured to cover a golf shoe, wherein the covering has the shape of a users golf shoe and leg; and
  - a band configured to tighten the covering over a leg of a user.
2. The cover of claim 1, wherein the band comprises an elastic band.
3. The cover of claim 1, wherein the covering comprises vinyl.
4. The cover of claim 1, wherein the covering comprises rubber.
5. The cover of claim 1, wherein the cover is colored with a solid color.

- 6.** A method comprising:  
creating a covering in the form of a golf shoe and a user's leg;  
placing an elastic band at the top of the covering;  
placing a user's golf shoe in the covering,  
wherein a users foot is placed in the golf shoe.
- 7.** The method of claim **6**, wherein the cover is waterproof.

**8.** The method of claim **6**, wherein the cover is colored with multiple colors.

**9.** The method of claim **6**, wherein the cover consists of a coarse material configured to grip the ground.

**10.** The method of claim **6**, wherein the cover comprises plastic.

\* \* \* \* \*