



US00D466272S

(12) **United States Design Patent**
Erickson et al.

(10) **Patent No.:** US D466,272 S
(45) **Date of Patent:** ** Dec. 3, 2002

(54) SANDAL SOLE

(75) Inventors: **John J. Erickson**, Brockton, MA (US);
Douglas K. Robinson, Mansfield, MA
(US); **John F. Lane, III**, Rockland, MA
(US); **James M. Feeney**, Dedham, MA
(US); **Richard A. Mochen**, Milton, MA
(US)

(73) Assignee: **Acushnet Company**, Fairhaven, MA
(US)

(**) Term: **14 Years**

(21) Appl. No.: **29/149,812**

(22) Filed: **Oct. 17, 2001**

(51) **LOC (7) Cl.** **02-04**

(52) **U.S. Cl.** **D2/951; D2/953; D2/954;**
D2/956; D2/959; D2/960

(58) **Field of Search** D2/900, 902, 904,
D2/908, 909, 911, 912, 914, 916, 920,
946-948, 951-962, 967, 972, 977; 36/7.6,
7.7, 25 R, 30 R, 31, 59 C, 59 R, 67 B,
67 D, 67 R, 72 R, 114, 127, 129, 131,
132, 134, 135

(56) **References Cited**

U.S. PATENT DOCUMENTS

4,535,554 A 8/1985 De Obaldia 36/113
4,624,062 A * 11/1986 Autry 36/114

D288,621 S * 3/1987 Surpuriya et al. D2/961
D322,881 S * 1/1992 Bushman D2/953
D324,448 S * 3/1992 Blissett D2/953
D341,708 S * 11/1993 Blissett D2/957
D351,716 S * 10/1994 Kawasaki D2/952
D366,952 S * 2/1996 Pyle D2/908
D374,549 S 10/1996 McDonald D2/917
D379,709 S 6/1997 Francis et al. D2/906
D408,122 S * 4/1999 McMullin D2/962
6,023,860 A * 2/2000 McMullin 36/127
6,052,920 A 4/2000 Bathum 36/11.5
D436,248 S * 1/2001 Peabody D2/962
D436,718 S * 1/2001 Patterson et al. D2/956
D440,754 S 4/2001 Bathum D2/972
6,233,850 B1 * 5/2001 Peabody 36/134
D444,935 S * 7/2001 Lane, III et al. D2/959
6,295,742 B1 10/2001 Bathum 36/59
D458,441 S * 6/2002 Gillespie D2/957

* cited by examiner

Primary Examiner—Celia Murphy

(57) **CLAIM**

The ornamental design for a sandal sole, as shown and described.


DESCRIPTION

FIG. 1 is a bottom view of the sandal sole showing our new design;

FIG. 2 is a perspective view thereof; and,

FIG. 3 is a second perspective view thereof.

1 Claim, 3 Drawing Sheets






Figure 1.

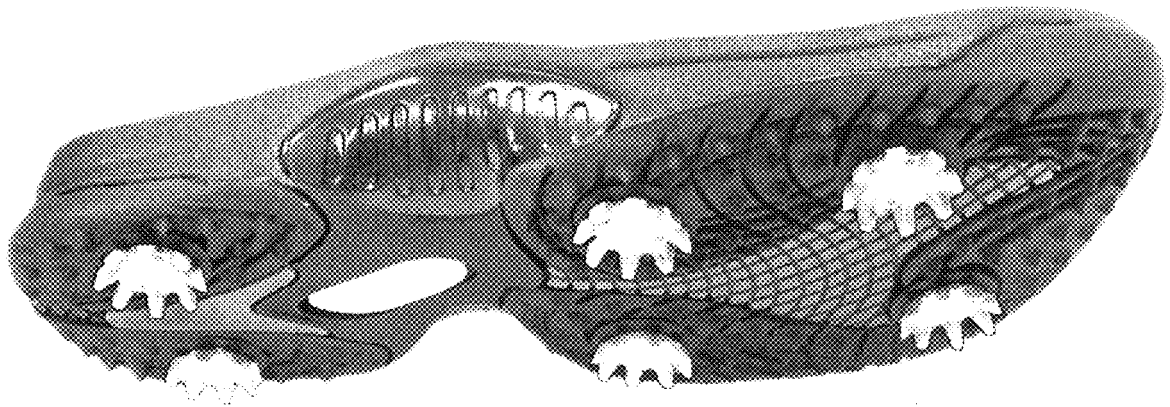


Figure 2.

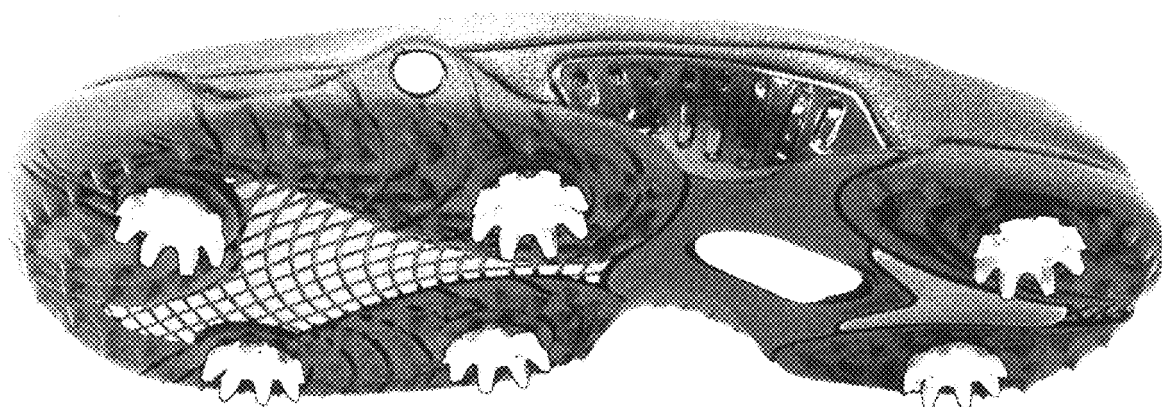


Figure 3.