



US00D661358S

(12) **United States Design Patent**
Szabo

(10) **Patent No.:** **US D661,358 S**

(45) **Date of Patent:** **** Jun. 5, 2012**

(54) **GOLF PUTTER HEAD COVER**

(76) Inventor: **David Eugene Szabo**, Taylors, SC (US)

(**) Term: **14 Years**

(21) Appl. No.: **29/392,626**

(22) Filed: **May 24, 2011**

(51) **LOC (9) Cl.** **21-02**

(52) **U.S. Cl.** **D21/754**

(58) **Field of Classification Search** D21/735,
D21/754; D2/907, 908, 902, 969; 473/217;
150/160

See application file for complete search history.

(56) **References Cited**

U.S. PATENT DOCUMENTS

2,220,291	A	*	11/1940	Savoy	473/217
D236,514	S	*	8/1975	Descoteaux	D21/735
D248,180	S	*	6/1978	Carrier	D21/735
D323,866	S	*	2/1992	Hamilton	D21/735
D332,292	S	*	1/1993	Blossom	D21/754
5,472,200	A	*	12/1995	Miller	473/217
5,769,141	A		6/1998	Rinehard		
D408,205	S	*	4/1999	Davis	D21/735
D433,085	S	*	10/2000	Kennis	D21/735
D444,525	S	*	7/2001	Bernath	D21/754
D446,564	S	*	8/2001	McLoughlin	D21/754
D469,835	S	*	2/2003	Bradshaw	D21/754
D484,209	S	*	12/2003	Oldknow et al.	D21/754
D485,879	S		1/2004	Cameron et al.		
D529,113	S		9/2006	Chen		

D535,344	S	*	1/2007	Chen	D21/754
D565,682	S	*	4/2008	Chen et al.	D21/754
D571,423	S	*	6/2008	Cameron et al.	D21/754
D571,424	S	*	6/2008	Cameron et al.	D21/754
D576,238	S		9/2008	Chen		
D628,254	S	*	11/2010	Calliham	D21/735

* cited by examiner

Primary Examiner — Mitchell Siegel

(57) **CLAIM**

The ornamental design for a golf putter head cover, substantially as shown and described.

DESCRIPTION

FIG. 1 is a side view of a golf putter head cover, showing my new design.

FIG. 2 is an opposite side view of the golf putter head cover shown in FIG. 1.

FIG. 3 is a rear view of the golf putter head cover, shown in FIG. 1.


FIG. 4 is a front view of the golf putter head cover shown in FIG. 1.

FIG. 5 is a bottom view of the golf putter head cover shown in FIG. 1; and,

FIG. 6 is a top view of the golf putter head cover shown in FIG. 1.

The broken line showing of the fragmented putter is included for the purpose of illustrating and forms no part of the claimed design.

1 Claim, 2 Drawing Sheets



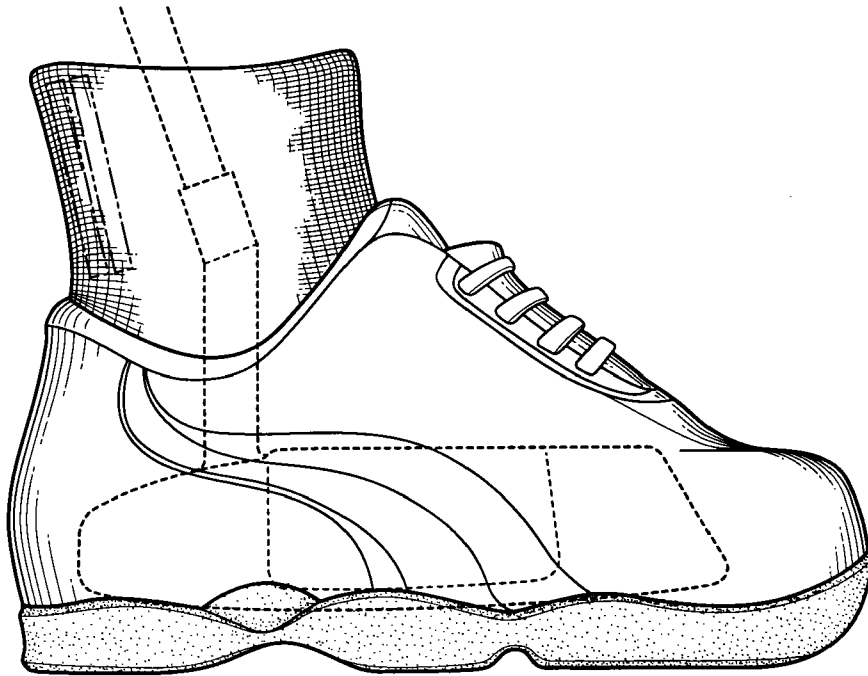


FIG. 1

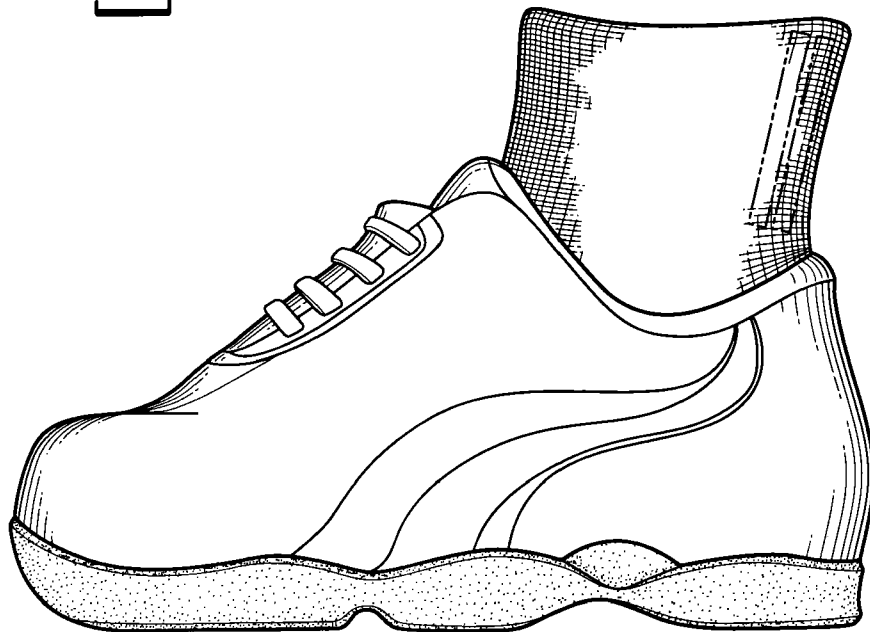


FIG. 2

