



US00D647584S

(12) **United States Design Patent**
Foster

(10) **Patent No.:** **US D647,584 S**

(45) **Date of Patent:** **** Oct. 25, 2011**

(54) **GOLF CLUB HEAD**

(75) Inventor: **Philip G. Foster**, Carlsbad, CA (US)

(73) Assignee: **Callaway Golf Company**, Carlsbad

(**) Term: **14 Years**

(21) Appl. No.: **29/381,453**

(22) Filed: **Dec. 20, 2010**

(51) **LOC (9) Cl.** **21-02**

(52) **U.S. Cl.** **D21/752**

(58) **Field of Classification Search** D21/733,
D21/752, 759; 473/324-331, 343-346

See application file for complete search history.

(56) **References Cited**

U.S. PATENT DOCUMENTS

D470,555 S *	2/2003	Burnett et al.	D21/752
D471,246 S *	3/2003	Jones et al.	D21/752
D490,488 S *	5/2004	Hoffmann et al.	D21/752
D585,101 S *	1/2009	Glod	D21/752
D594,074 S *	6/2009	Foster et al.	D21/752
D617,403 S *	6/2010	Llewellyn et al.	D21/752
D617,858 S *	6/2010	Llewellyn et al.	D21/752
D637,670 S *	5/2011	Foster et al.	D21/752

D637,671 S *	5/2011	Kim et al.	D21/752
D641,817 S *	7/2011	Llewellyn et al.	D21/752
D641,818 S *	7/2011	Foster et al.	D21/752

* cited by examiner

Primary Examiner — Mitchell Siegel

(74) *Attorney, Agent, or Firm* — Michael A. Catania;
Rebecca Hanovice; Sonia Lari

(57) **CLAIM**

The ornamental design for a golf club head, as shown and described.

DESCRIPTION

FIG. 1 is a front perspective view of a golf club head as shown and described;

FIG. 2 is a front elevational view thereof;

FIG. 3 is a rear elevational view thereof;

FIG. 4 is a heel elevational view thereof;

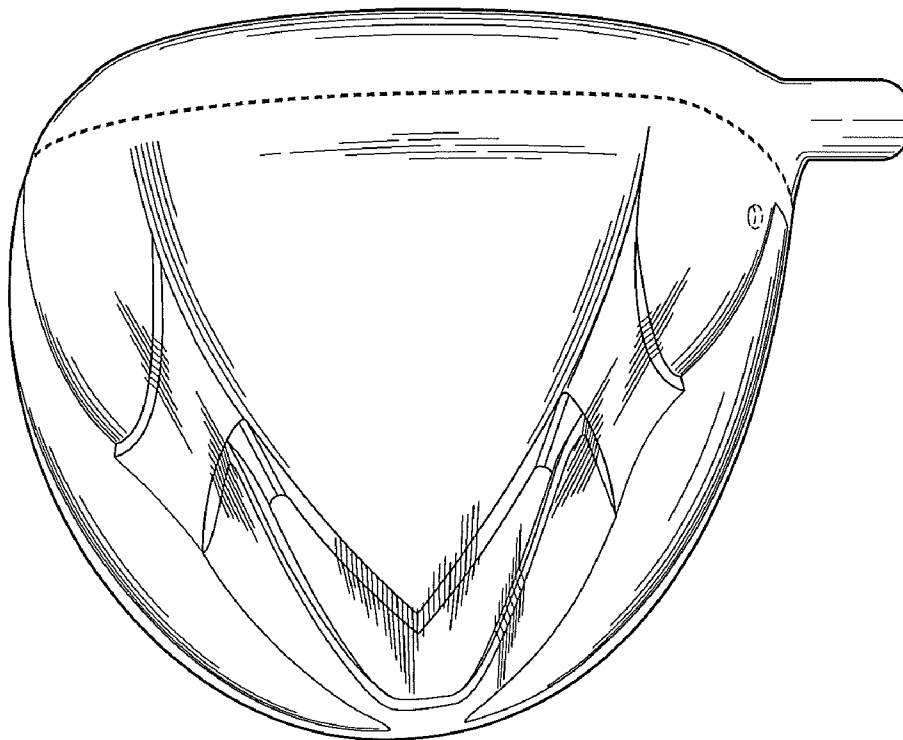
FIG. 5 is a toe elevational view thereof;

FIG. 6 is a top plan view thereof; and,

FIG. 7 is a bottom plan view thereof.

The broken line showing of is included for the purpose of illustrating and forms no part of the claimed design.

1 Claim, 4 Drawing Sheets



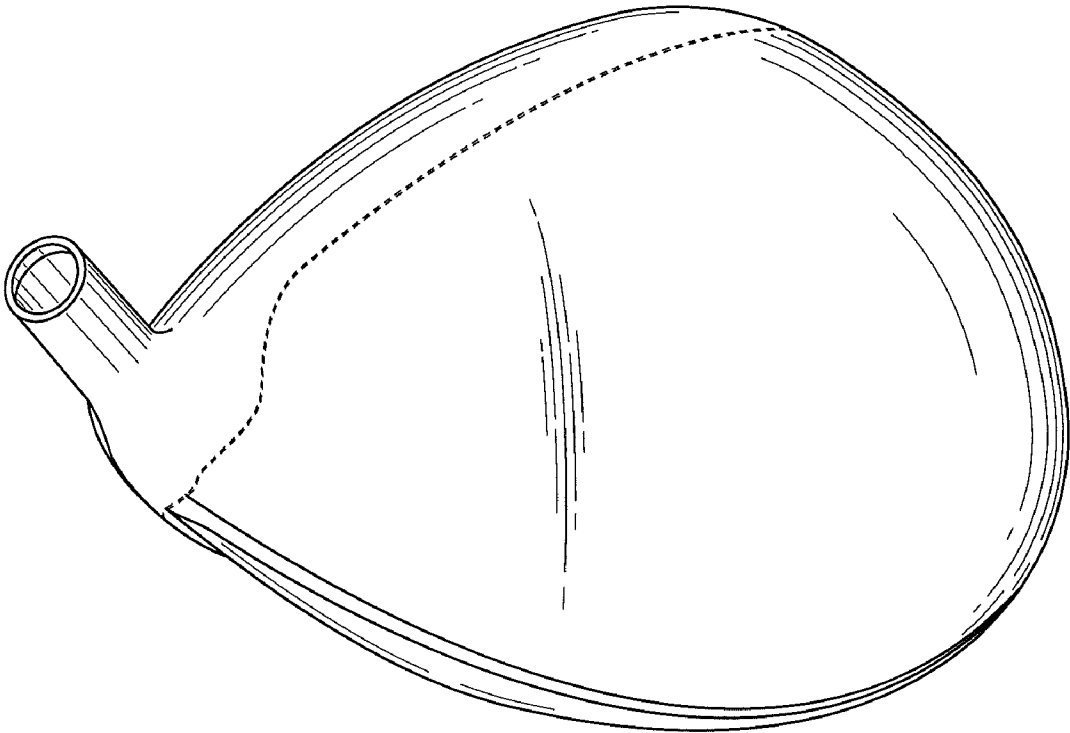


FIG. 1

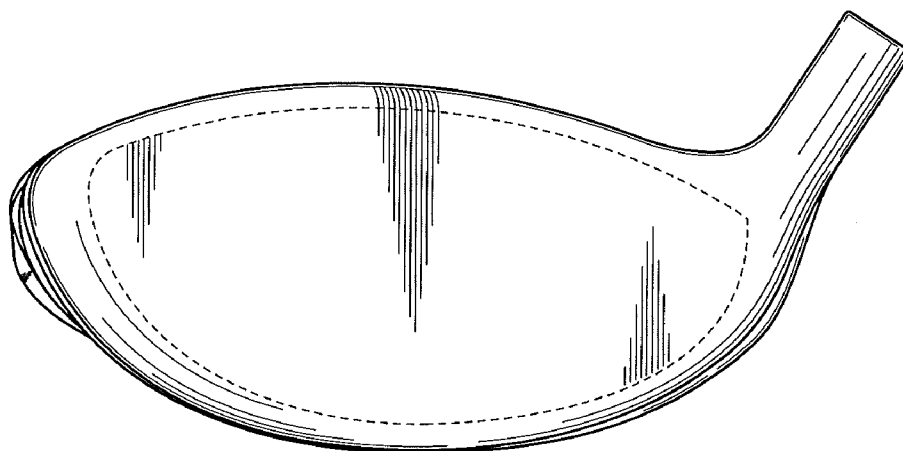


FIG. 2

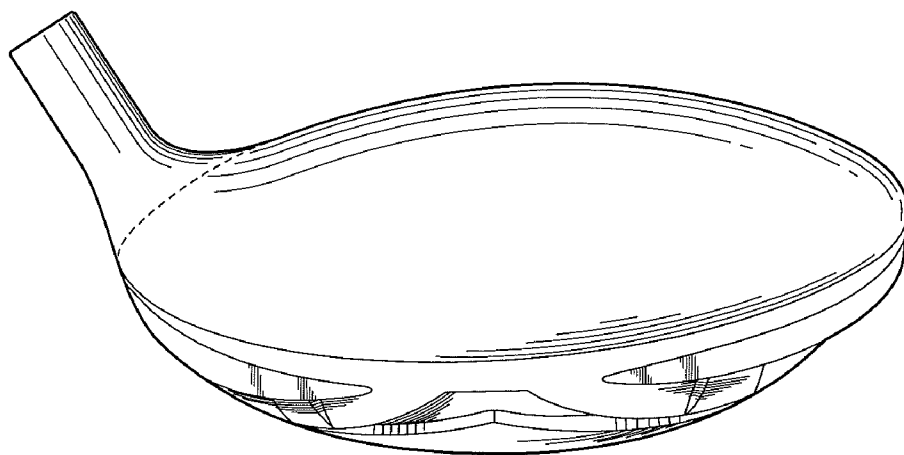


FIG. 3

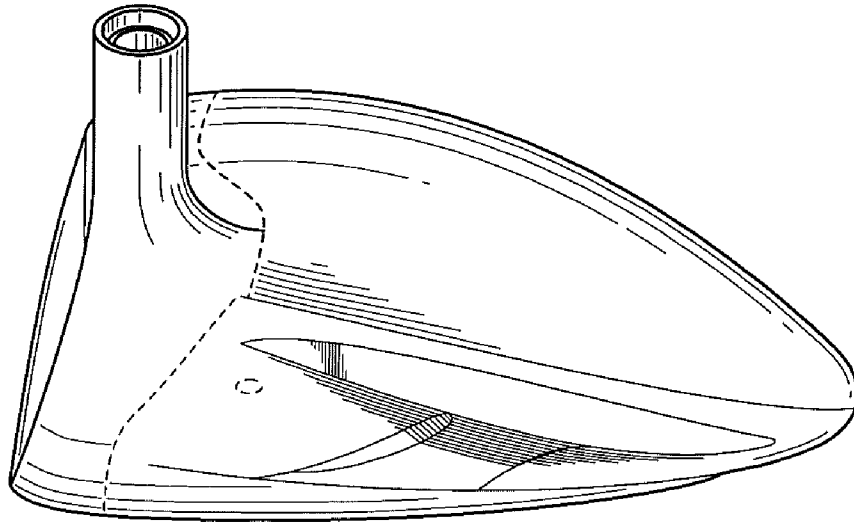


FIG. 4

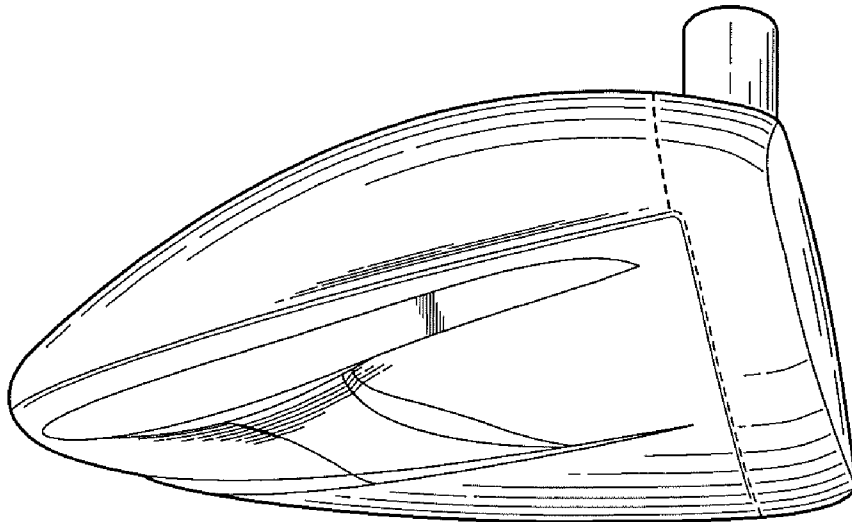


FIG. 5

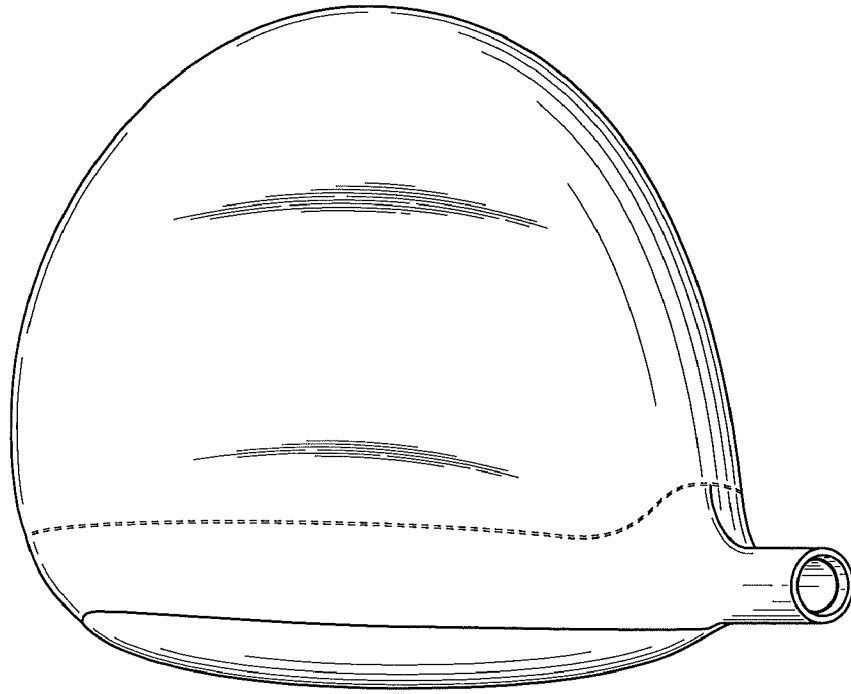


FIG. 6

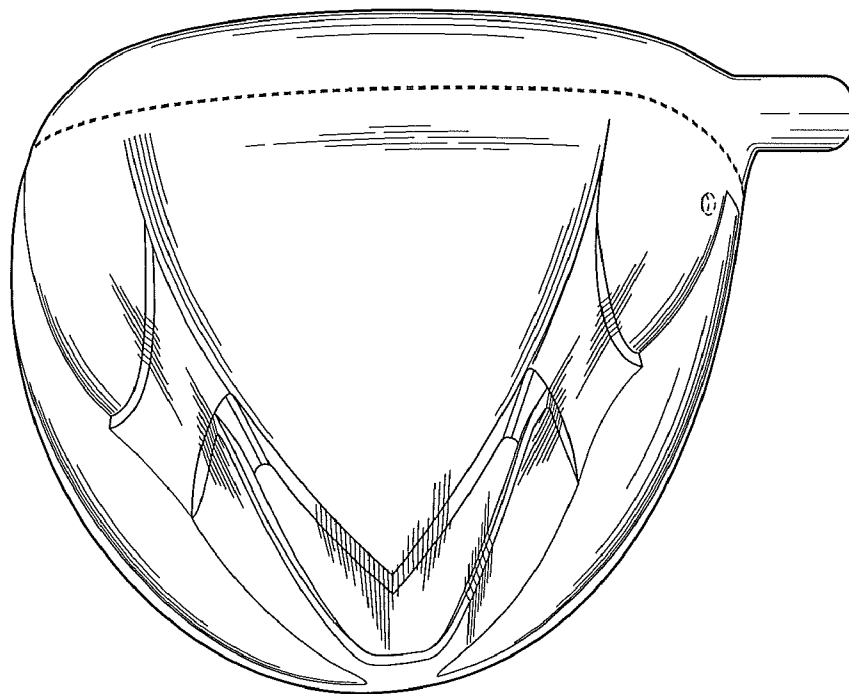


FIG. 7