



US00D643490S

(12) **United States Design Patent**
Wada et al.

(10) **Patent No.:** **US D643,490 S**

(45) **Date of Patent:** **** *Aug. 16, 2011**

(54) **IRON GOLF CLUB HEAD**

(75) Inventors: **Kozue Wada**, Saitama (JP); **Wataru Ban**, Saitama (JP)

(73) Assignee: **Bridgestone Sports Co., Ltd.**, Tokyo (JP)

(**) Term: **14 Years**

(21) Appl. No.: **29/347,940**

(22) Filed: **Aug. 12, 2010**

(30) **Foreign Application Priority Data**

Apr. 8, 2010 (JP) 2010-008960

(51) **LOC (9) Cl.** **21-02**

(52) **U.S. Cl.** **D21/759**

(58) **Field of Classification Search** D21/747-751,
D21/759; 473/324-331, 350
See application file for complete search history.

(56) **References Cited**

U.S. PATENT DOCUMENTS

D55,278	S	*	5/1920	Kraeuter	D21/750
D303,699	S	*	9/1989	Chorne	D21/750
5,688,190	A		11/1997	Rowland et al.		
D420,079	S	*	2/2000	Frazetta	D21/747
D422,329	S	*	4/2000	Raymond	D21/747
D431,853	S	*	10/2000	Antonious	D21/759
D544,562	S		6/2007	Park et al.		
D545,932	S		7/2007	Park et al.		
D551,311	S		9/2007	Park et al.		
D551,729	S		9/2007	Park et al.		
D551,730	S		9/2007	Park et al.		
D554,220	S		10/2007	Park et al.		
D607,071	S	*	12/2009	Wada et al.	D21/759
D617,406	S		6/2010	Carlyle et al.		
2008/0125241	A1		5/2008	Tateno et al.		

FOREIGN PATENT DOCUMENTS

JP	A-05-086369	3/1993
JP	H05-086369 U	11/1993

JP	A-07-313639	12/1995
JP	H07-313639 A	12/1995
JP	A-08-000777	1/1996
JP	H08-196666 A	8/1996
JP	A-09-196666	7/1997
JP	A-09-253250	9/1997
JP	H09-253250 A	9/1997
JP	2007-202633 A	8/2007
JP	A-2007-202633	8/2007
JP	2007-301016 A	11/2007

(Continued)

Primary Examiner — Mitchell Siegel

(74) *Attorney, Agent, or Firm* — Posz Law Group, PLC

(57) **CLAIM**

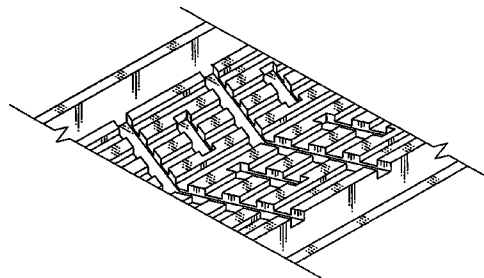
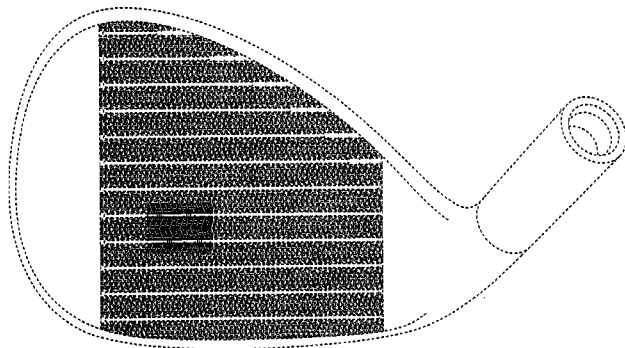
The ornamental design for an iron golf club head, as shown and described.

DESCRIPTION

FIG. 1 is a front view of the iron golf club head of our design; FIG. 2 is an enlarged front view of the highlighted portion of the iron golf club head shown in FIG. 1; FIG. 3 is a perspective view of a portion of the iron golf club head shown in FIG. 2; FIG. 4 is a rear view thereof; FIG. 5 is a bottom view thereof; FIG. 6 is a left side view thereof; FIG. 7 is a right side view thereof; FIG. 8 is a front view of a second embodiment of the iron golf club head disclosed in FIG. 1; FIG. 9 is an enlarged front view of the highlighted portion of the iron golf club head shown in FIG. 8; FIG. 10 is a perspective view of a portion of the iron golf club head shown in FIG. 9; FIG. 11 is a rear view thereof; FIG. 12 is a bottom plan view thereof; FIG. 13 is a left side view thereof; and, FIG. 14 is a right side view thereof.

The broken line showing is included for the purpose of illustrating and forms no part of the claimed design.

1 Claim, 8 Drawing Sheets



US D643,490 S

Page 2

FOREIGN PATENT DOCUMENTS		
JP	2007-301017 A	11/2007
JP	2007-319344 A	12/2007
JP	2008-005994 A	1/2008
JP	2008-023178 A	2/2008
JP	2008-132168 A	6/2008
JP	2008-132169 A	6/2008
JP	2008-136619 A	6/2008
JP	2008-136833 A	6/2008
JP	2008-272271 A	11/2008
JP	2009-261886 A	11/2009

* cited by examiner

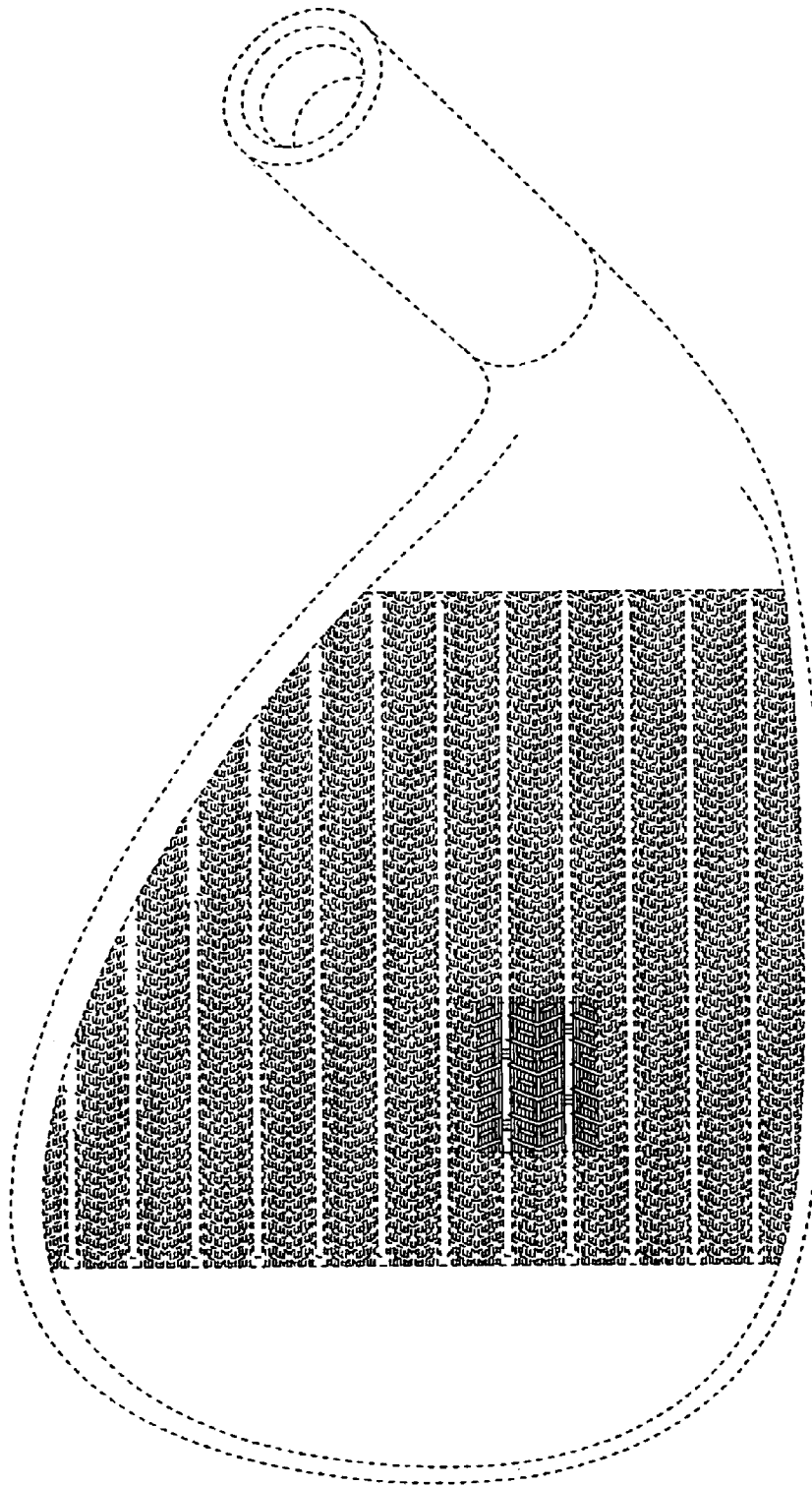


Fig. 1

Fig. 2




Fig. 3

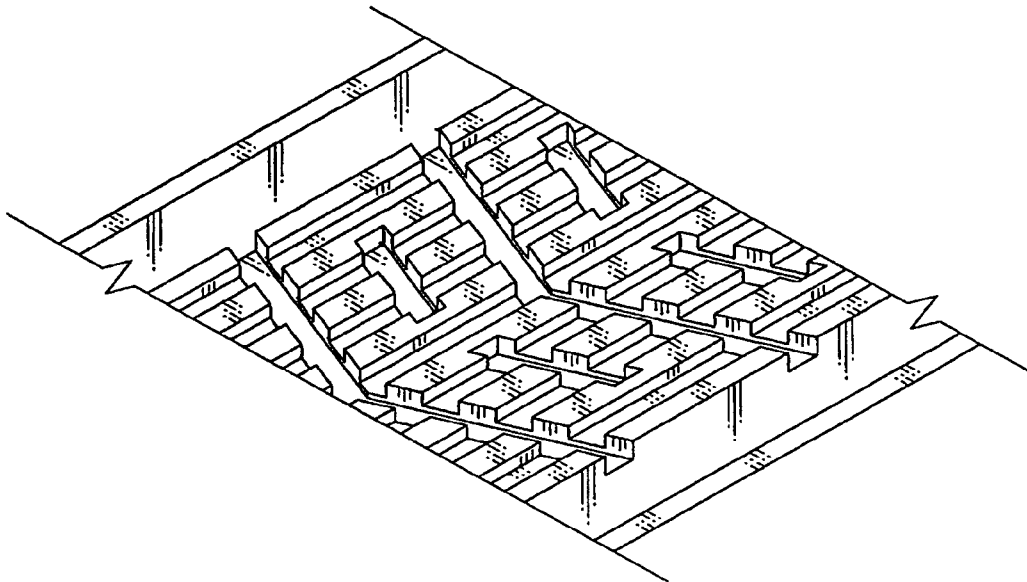


Fig. 4




Fig. 5

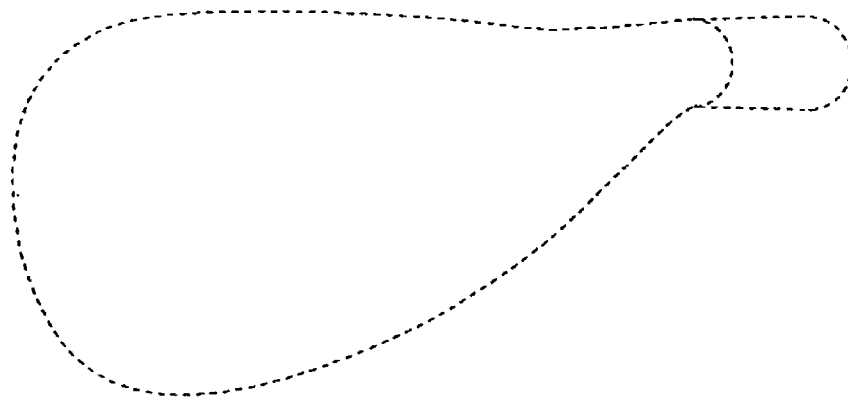


Fig. 6

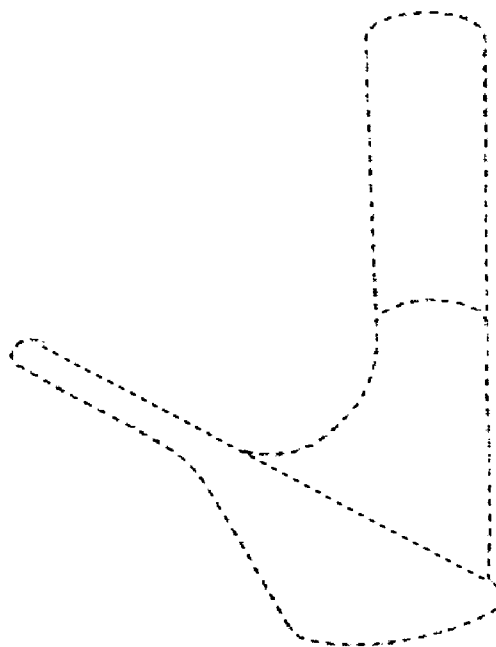
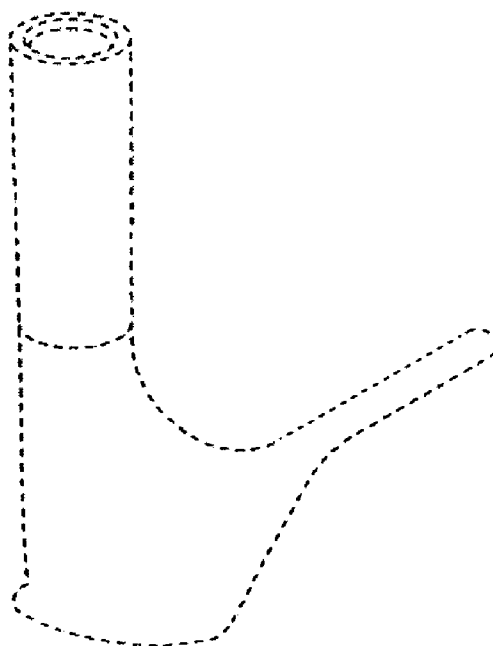


Fig. 7



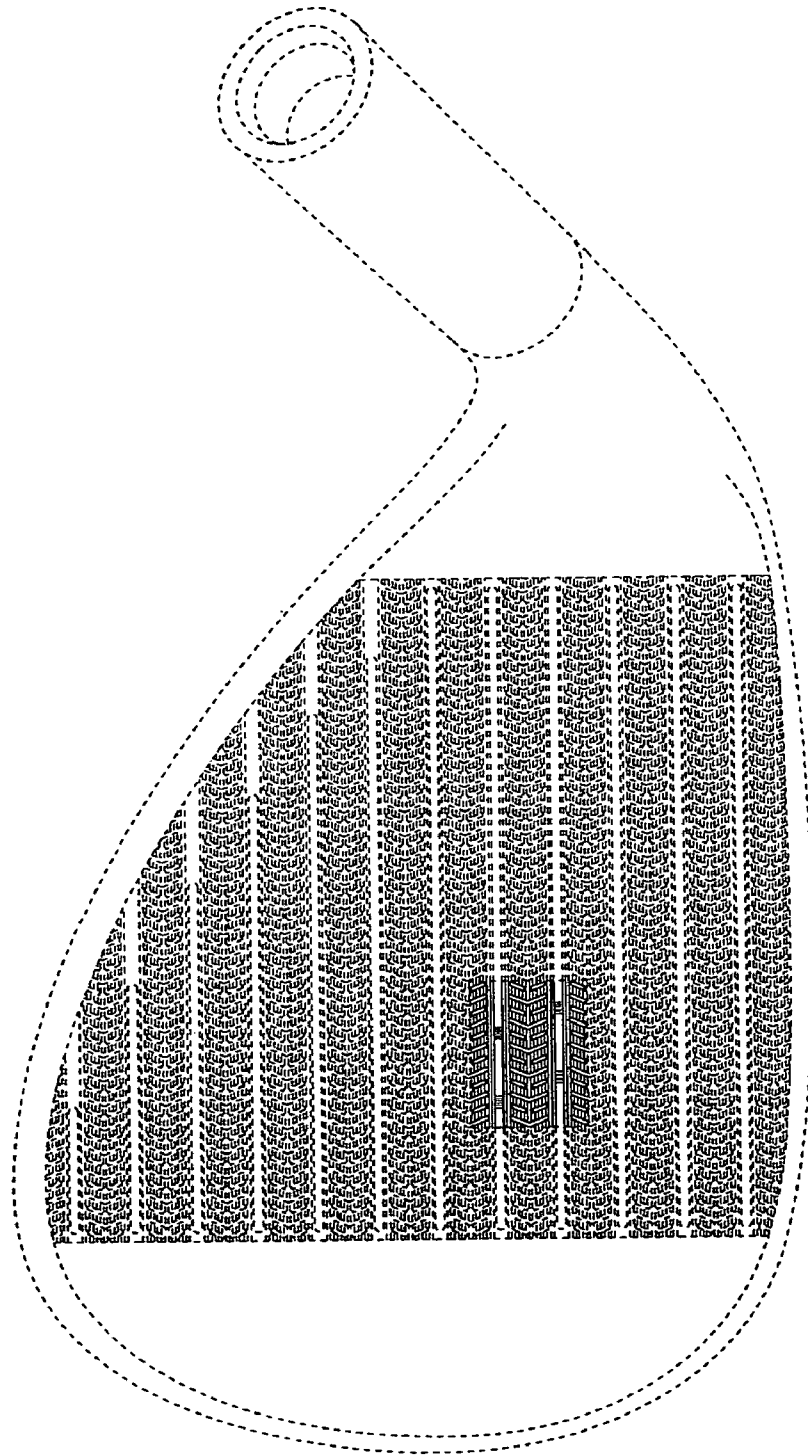


Fig. 8

Fig. 9




Fig. 10

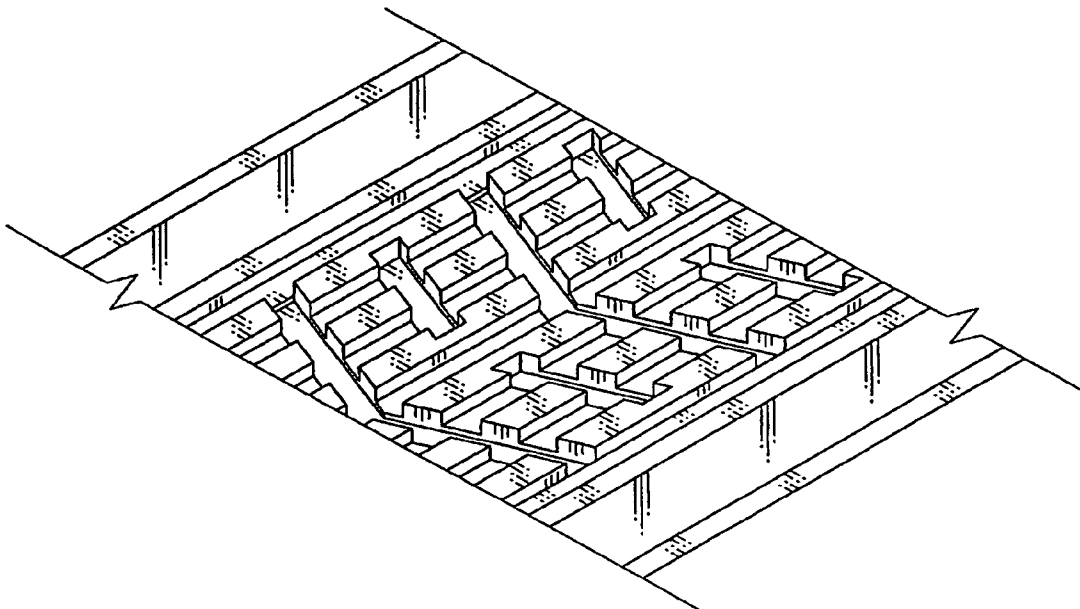


Fig. 11




Fig. 12

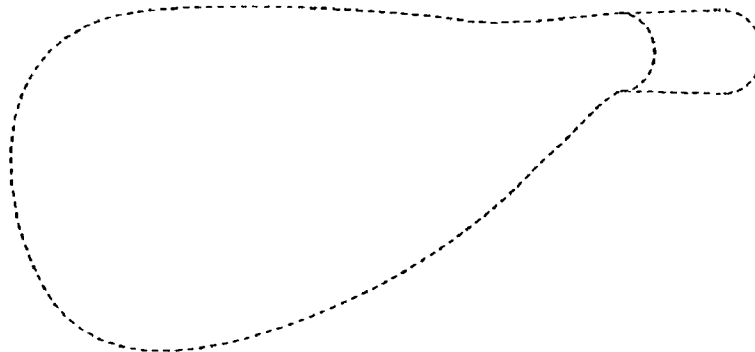


Fig. 13

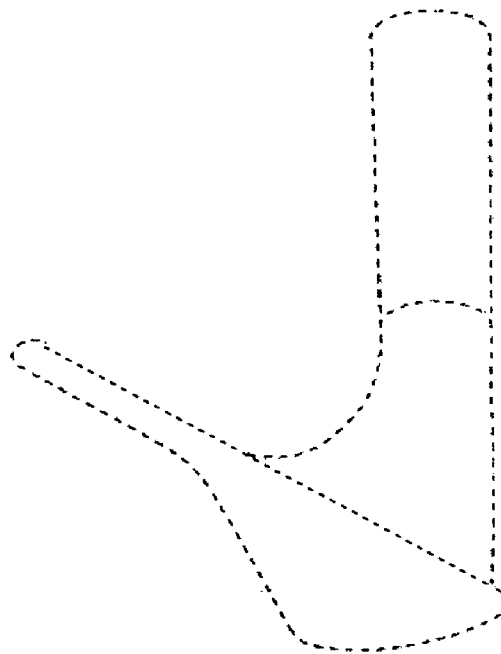


Fig. 14

